




arethusa

© registered design





arethusa

Maestoso eppure avvolgente, Arethusa si erge con forme generose, come un invito al riposo e alla serenità. La spalliera mobile offre la libertà di regolare la profondità della seduta adattandosi alla posizione desiderata.

Majestic yet enveloping, Arethusa stands with generous shapes, like an invitation to rest and serenity. The movable backrest offers the freedom to adjust the depth of the seat adapting to the desired position.







Struttura: Abete, multistrato e pannelli di particelle in legno classe E1. **Molleggio:** Cinghie elastiche in polipropilene. **Imbottitura Seduta:** Lastre di poliuretano espanso in densità 35 kg. **Imbottitura Spalliera:** Lastre in poliuretano espanso in densità 21 Kg. **Piedi:** In plastica a scomparsa h 3 cm. **Particolarità:** Le spalliere di tutte le versioni sono dotate di meccanismo traslante che consente la variazione di profondità. **Note:** Cuscini seduta, braccioli e schienali sono fissi.

Frame: Pinewood, multilayer wood and chipboard wood class E1. **Suspension:** Polypropylene elastic belts. **Seat Padding:** Layers of non-deformable polyurethane foam 35 Kg density. **Back Padding:** Layers of non-deformable polyurethane foam 21 Kg density. **Feet:** In retractable plastic h 3 cm. **Peculiar:** The backrests of all versions are equipped with a translating mechanism that allows the variation of depth. **Note:** Seat, arms and back cushions are fixed.

Carcasse: Hêtre + panneaux de particules cl. E1. **Suspension:** Sangle lastiques haute resistance. **Coussins d'assise:** Polyurethane expans densité 35 Kg. **Coussins de dos:** Polyurethane expans densité 21 Kg. **Pieds:** En plastique rétractable h 3 cm. **Divers:** Les dossiers de toutes les versions sont équipés d'un mécanisme de translation qui permet la variation de la profondeur. **Note:** Coussins d'assise, du dossiers et accoudoir sont fixes.

arethusa

altezza, height, hauteur: 83/104 cm [33,5/41"]

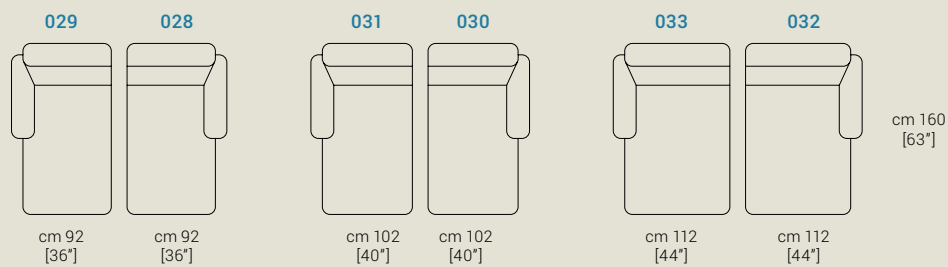
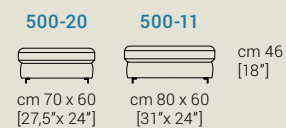
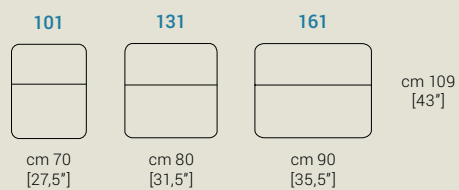
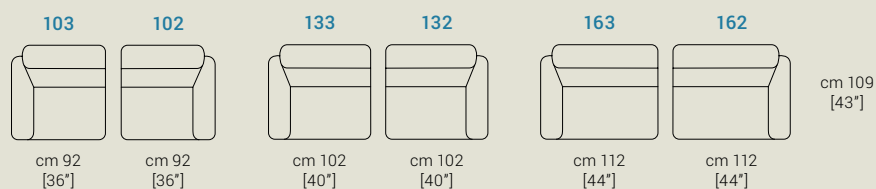
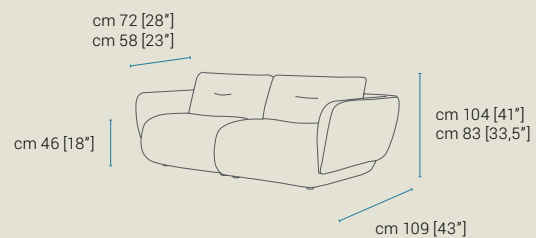
lunghezza, length, longueur: 70/112 cm [27,5/41"]

altezza seduta, seat height, hauteur du siège: 46 cm [18"]

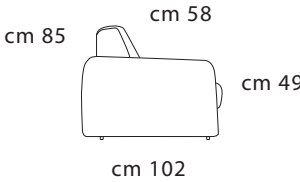
profondità, depth, profondeur: 60/109/160 cm [23,5/43/63"]

profondità seduta, seat depth, profondeur d'assise: 58/72 cm [23/28"]

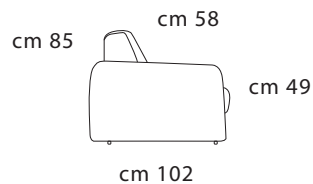
altezza piede, feet height, hauteur des pieds: 3 cm [1,2"]



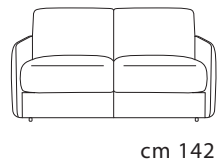




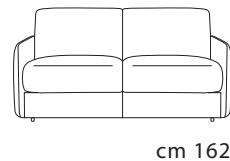
ALYSON



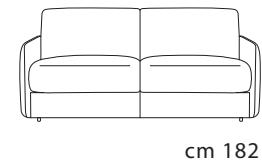
220P



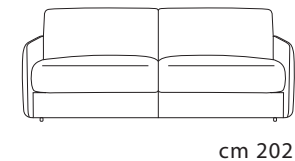
220



256



274



Struttura

Abete, Multistrato e pannelli di particelle in legno classe E1

Molle

Cinghie Elastiche in Polipropilene

Imbottitura Seduta

Lastre in poliuretano espanso in densità Kg 30

Imbottitura Spalliera

Lastre in poliuretano espanso in densità Kg 21

Piedi

In Plastica

Particolarità

Pronto letto con rete serie Lojudice Clio e materasso in poliuretano 35 kg

Note: Cuscini Seduta amovibili; Braccioli e Schienali sono fissi

Frame

Pinewood, multilayer wood and chipboard wood class E1.

Suspension

Polypropylene elastic Belts.

Seat Padding

Layers of non-deformable polyurethane foam 30 Kg density

Back Padding

Layers of non-deformable polyurethane Foam 21 Kg density

Feet

Plastic feet.

Peculiar

Bed Version "rapido system" Lojudice Clio and foam mattress kgs. 35

Note: Removable Seat Cushions; Arm cushions and backrests are fixed

Carcasse

Hêtre + panneaux de particules cl. E1.

Suspension

Sangle lastiques crois es haute resistance.

Coussins d'assise

Polyurethane expans densité 30 Kg

Coussins de dos

Polyurethane expansé densité 21 Kg

Pieds

Pieds en plastique.

Divers

Convertible "rapido system" mèc. Lojudice Clio avec matelas polyurethane expansé densité 35 Kgs

Note: Coussins de siège amovibles, les accoudoirs et les dossiers sont fixés



cinxia







cinxia

Il divano dal comfort assoluto. Le sue forme piene e avvolgenti ti coccoleranno in ogni momento. Il design morbido e accogliente ti offre un relax totale.

The sofa with absolute comfort. Its full and enveloping shapes will pamper you at all times. The soft and cozy design offers you total relaxation.





cinxia





cinxia - night

Di giorno, un sofisticato divano dalle comode curve.
Di notte, un abbraccio di morbidezza per un sonno
rigenerante.

*By day, a sophisticated sofa with comfortable curves.
At night, an embrace of softness for a regenerating sleep.*





Struttura: Abete, multistrato e pannelli di particelle in legno classe E1. **Molleggio:** Cinghie elastiche in polipropilene. **Imbottitura Seduta:** Lastre di poliuretano espanso in densità 35 kg. **Imbottitura Spalliera:** Lastre in poliuretano espanso in densità 21 Kg. **Piedi:** In plastica di colore nero h 3 cm. **Particolarità:** Le spalliere delle versioni relax sono dotate di meccanismo poggiatesta regolabile manualmente. Pronto letto con rete Clío (Loiudice) e materasso in poliuretano 35 kg altezza 14 cm. **Note:** Cuscini seduta, braccioli e schienali sono fissi.

Frame: Pinewood, multilayer wood and chipboard wood class E1. **Suspension:** Polypropylene elastic belts. **Seat Padding:** Layers of non-deformable polyurethane foam 35 Kg density. **Back Padding:** Layers of non-deformable polyurethane foam 21 Kg density. **Feet:** Black plastic feet h 3 cm. **Peculiar:** All relaxation versions are made with an internal headrest mechanism that can be operated manually. Sofa Bed Version "rapido system" CLIO (Loiudice) and foam mattress 35 Kg. in height 14 cm. **Note:** Seat, arms and back cushions are fixed.

Carcasse: Hêtre + panneaux de particules cl. E1. **Suspension:** Sangle lastiques haute resistance. **Coussins d'assise:** Polyurethane expans densité 35 Kg. **Coussins de dos:** Polyurethane expans densité 21 Kg. **Pieds:** Pieds en plastique noir h 3 cm. **Divers:** Toutes les versions relaxation sont réalisées avec un mécanisme d'appui-tête interne qui peut être actionné manuellement. Convertible "rapido system" mécanisme serie CLIO (Loiudice) avec matelas polyurethane expansé densité 35 Kg. en h 14 cm. **Note:** Coussins d'assise, du dossiers et accoudoir sont fixes.

Materasso

Mattress | Matelas



h 14 cm (5,5")

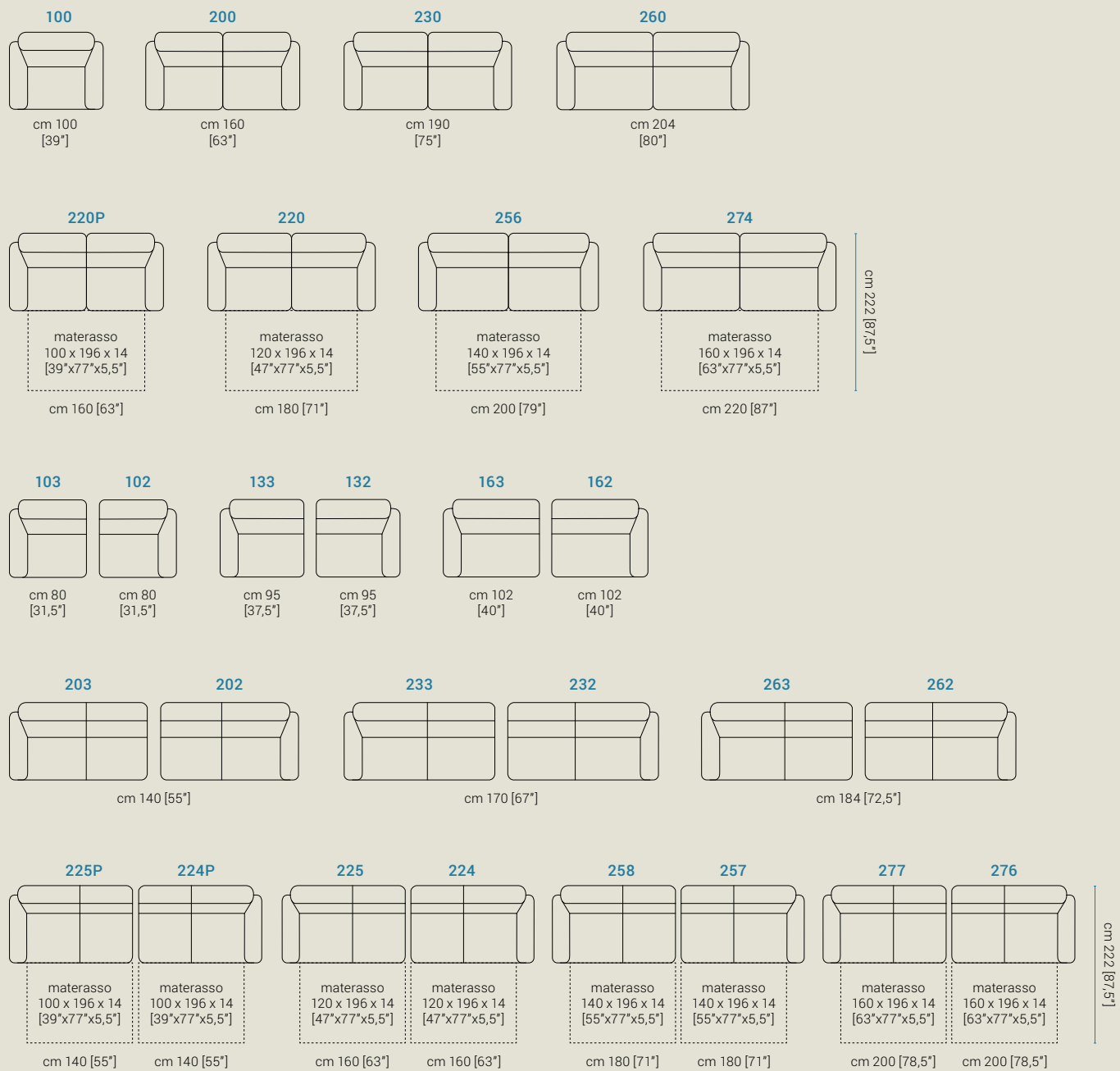
altezza, height, hauteur: 102 cm [40"]

altezza seduta, seat height, hauteur du siège: 46 cm [18"]

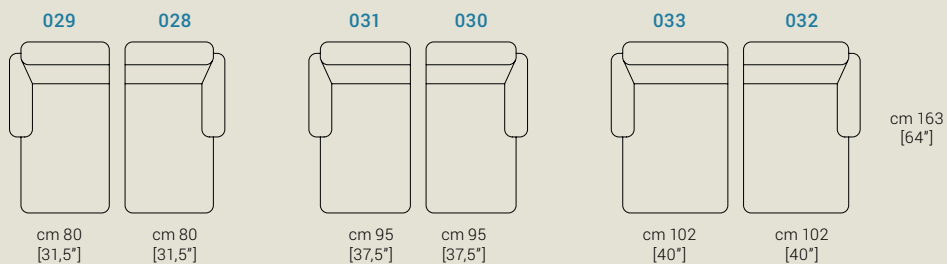
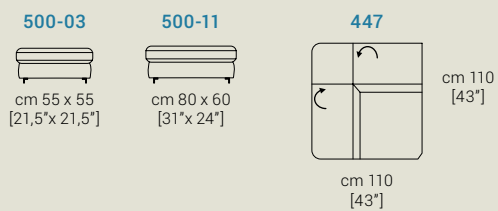
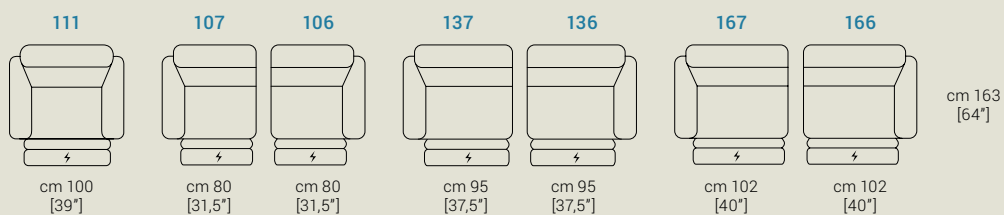
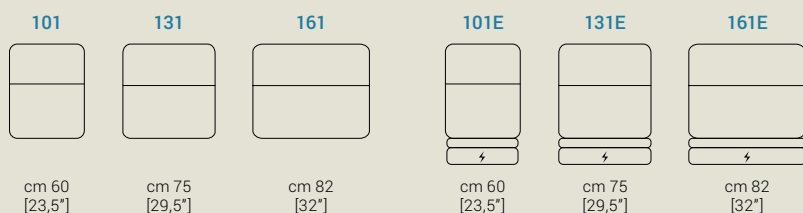

profondità, depth, profondeur: 103 cm [40,5"]

profondità seduta, seat depth, profondeur d'assise: 58 cm [23"]

altezza piede, feet height, hauteur des pieds: 3 cm [1,2"]



cinxia





DOROTY

DOROTY



DOROTY





DOROTY



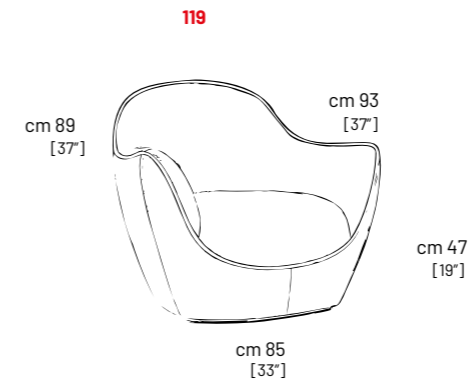



DOROTY

Struttura: Abete, Multistrato e pannelli di particelle in legno classe E1. **Molleggio:** Cinghia elastica; **Imbottitura Seduta:** Lastre in poliuretano espanso in densità Kg.35. **Imbottitura Spalliera:** Lastre in poliuretano espanso in densità 21 Kg. **Piedi:** Base girevole in metallo di colore nero. **Note:** Cuscini Seduta e Schienali sono fissi.

Frame: Pinewood, multilayer wood and chipboard wood class E1. **Suspension:** Polypropylene elastic Belts. **Seat Padding:** Layers of non-deformable polyurethane foam 35 Kg density. **Back Padding:** Layers of non-deformable polyurethane foam 21 Kg density. **Feet:** Metal swivel base black. **Note:** Seat and Back cushions are fixed.

Carcasse: Hêtre + panneaux de particules cl. E1. **Suspension:** Sangle élastiques croisées. **Coussins d'assise:** Polyurethane expansé densité 30Kg. **Coussins de dos:** Polyurethane expans densité 18Kg. **Pieds:** Base Pivotant en métal noir. **Note:** Coussins d'assise et du Dossiers sont fixe.







flore

© registered design

flore

Grazie alla sua forma avvolgente e al suo tocco morbido presenta un'indiscutibile versatilità. Dalla zona living alla camera da letto, dall'ingresso al camerino, flore dona bellezza e personalità ad ogni ambiente.

Thanks to its enveloping shape and its soft touch it presents an indisputable versatility. From the living area to the bedroom, from the entrance to the dressing room, flore gives beauty and personality to every environment.



119

altezza, height, hauteur: 78 cm [31"]

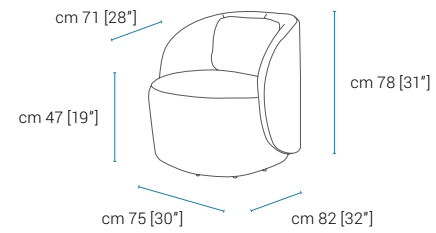
lunghezza, length, longueur: 75 cm [30"]

altezza seduta, seat height, hauteur du siège: 47 cm [19"]

profondità, depth, profondeur: 82 cm [32"]

profondità seduta, seat depth, profondeur d'assise: 71 cm [28"]

altezza piede, feet height, hauteur des pieds: 4 cm [1,5"]



Struttura: Abete, multistrato e pannelli di particelle in legno classe E1. **Molleggio:** Cinghie elastiche in polipropilene. **Imbottitura Seduta:** Lastre di poliuretano espanso in densità 35 kg. **Imbottitura Spalliera:** Lastre in poliuretano espanso in densità 21 Kg. **Piedi:** In metallo girevole h 4 cm. **Note:** Cuscini seduta, braccioli e schienali sono fissi.

Frame: Pinewood, multilayer wood and chipboard wood class E1. **Suspension:** Polypropylene elastic belts. **Seat Padding:** Layers of non-deformable polyurethane foam 35 Kg density. **Back Padding:** Layers of non-deformable polyurethane foam 21 Kg density. **Feet:** In revolving metal h 4 cm. **Note:** Seat, arms and back cushions are fixed.


Carcasse: Hêtre + panneaux de particules cl. E1. **Suspension:** Sangle lastiques haute resistance. **Coussins d'assise:** Polyurethane expans densité 35 Kg. **Coussins de dos:** Polyurethane expans densité 21 Kg. **Pieds:** En métal pivotant h 4 cm. **Note:** Coussins d'assise, du dossiers et accoudoir sont fixes.



hesperia

© registered design





hesperia

Un'essenza moderna che si adatta al tuo stile di vita. Con le sue linee moderne e la versatilità senza pari, trasforma ogni spazio per regalare momenti di relax o di conversazione senza pari.

A modern essence that adapts to your lifestyle. With its modern lines and unparalleled versatility, it transforms every space to provide moments of relaxation or unmatched conversation.





hesperia







Struttura: Abete, multistrato e pannelli di particelle in legno classe E1. **Molleggio:** Cinghie elastiche in polipropilene. **Imbottitura Seduta:** Lastre di poliuretano espanso in densità 35 kg. **Imbottitura Spalliera:** Lastre in poliuretano espanso in densità 21 Kg. **Piedi:** In metallo di colore bronzo scuro h 17 cm. **Particolarità:** Le spalliere di tutte le versioni sono dotate di meccanismo traslante che consente la variazione di profondità. **Note:** Cuscini seduta sono fissi.

Frame: Pinewood, multilayer wood and chipboard wood class E1. **Suspension:** Polypropylene elastic belts. **Seat Padding:** Layers of non-deformable polyurethane foam 35 Kg density. **Back Padding:** Layers of non-deformable polyurethane foam 21 Kg density. **Feet:** In dark bronze metal h 17 cm. **Peculiar:** The backrests of all versions are equipped with a translating mechanism that allows the variation of depth. **Note:** Seat are fixed.

Carcasse: Hêtre + panneaux de particules cl. E1. **Suspension:** Sangle lastiques haute resistance. **Coussins d'assise:** Polyurethane expans densité 35 Kg. **Coussins de dos:** Polyurethane expans densité 21 Kg. **Pieds:** En métal bronze foncé h 17 cm. **Divers:** Les dossiers de toutes les versions sont équipés d'un mécanisme de translation qui permet la variation de la profondeur. **Note:** Coussins d'assise sont fixes.

Piedi | Colore piedi | Feet | Color Feet | Pieds | Couleur Pieds



Bronzo Scuro

hesperia

altezza, height, hauteur: 45/72 cm [18/28"]

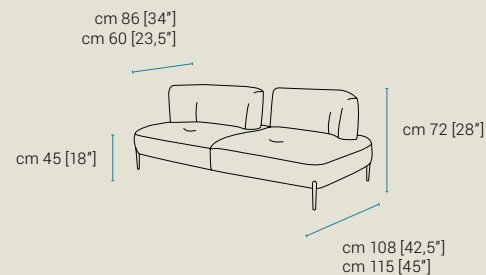
lunghezza, length, longueur: 55/70/100/115/138 cm [21,5/27,5/39/45/54"]

altezza seduta, seat height, hauteur du siège: 45 cm [18"]


profondità, depth, profondeur: 70/108/115/138 cm [27,5/42,5/45/54"]

profondità seduta, seat depth, profondeur d'assise: 60/86 cm [23,5/34"]

altezza piede, feet height, hauteur des pieds: 17 cm [6,5"]




103M




cm 100
[39"]

102M




cm 100
[39"]

133M



cm 115
[45"]

132M



cm 115
[45"]

101M



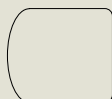
cm 60
[23,5"]

131M




cm 75
[29,5"]

509



cm 115 x 70
[45"x27,5"]

508



cm 115 x 70
[45"x27,5"]

510



cm 115 x 70
[45"x27,5"]

416



cm 138
[54"]

450M



cm 138
[54"]

cm 138
[54"]

500-07



cm 70 x 100
[27,5"x39"]

500-22



cm 70 x 115
[27,5"x45"]

JOLE

Art. Bronx Col. ASH
Tissu Bronx Coul ASH



Art. Bronx Col. DARK GREY
Tissu Bronx Coul DARK GREY




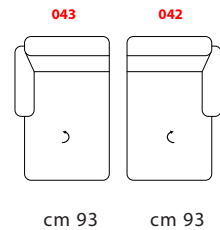
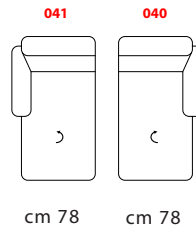
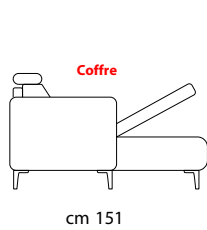
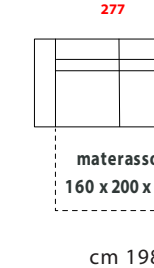
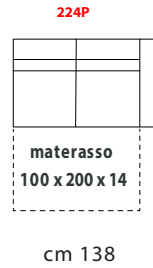
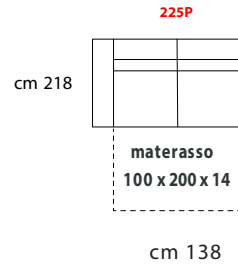
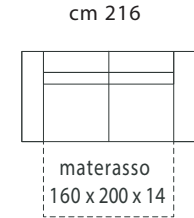
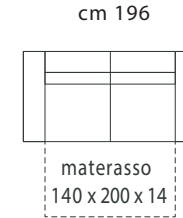
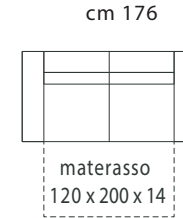
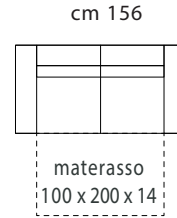
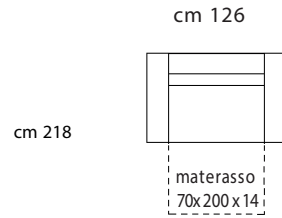
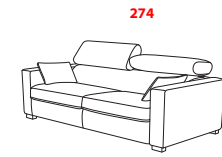
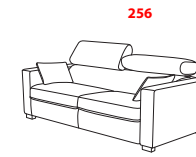
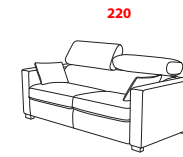
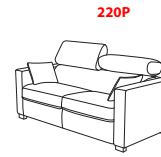
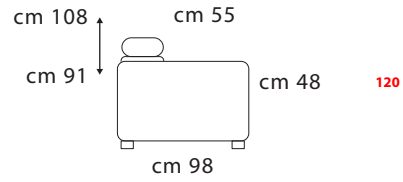
Art. Bronx Col. TAUPE
Tissu Bronx Coul TAUPE



Art. Bronx Col. LIGHT GREY
Tissu Bronx Coul LIGHT GREY



JOLE



JOLE



MATERASSO
Mattress
Matelas

Struttura

Abete, Multistrato e pannelli di particelle in legno classe E1

Molleggio

Cinghie Elastiche in Polipropilene

Imbottitura Seduta

Lastre in poliuretano espanso in densità Kg.30

Imbottitura Spalliera

Lastre in poliuretano espanso in densità Kg.21

Piedi

In Plastica col. Wengé.

Particolarità

-Le versioni sono dotate di poggiatesta sollevabile manualmente. Pronto letto con rete serie CLIO Loiudice e materasso in poliuretano 35 kg., H.14 cm. rivestito con tessuto stretch.

Note: Cuscini Seduta amovibili, Schienali e Braccioli Fissi.

Frame

Pinewood, multilayerwood and chipboard wood class E1

Suspension

Polipropylene elastic Belts

Seat Padding

Layers of non-deformable polyurethane Foam 30 Kg density

Back Padding

Layers of non-deformable polyurethane Foam 21 Kg density

Feet

Plastic Feet Wengé.

Peculiar

- All covers are equipped with a manual headrest. Bed Version "rapido system" CLIO Loiudice and foam mattress kgs. 35 In height 14 cms covered with stretch fabric.

Note: Seat cushions removables, Back cushions and arms fixed.

Carcasse

Hêtre + panneaux de particules cl E1

Suspension

Sangle élastiques croisées à haute resistance

Coussins d'assise

Polyurethane expansé densité 30Kg.

Coussins de dos

Polyurethane expansé densité 21Kg.

Piètement

En Plastique effet Wengé.

Options

Toutes les versions ont un appuie tête soulevable manuellement. Convertible "rapido system" méc. CLIO Loiudice avec matelas Polyurethane expansé densité 35 Kgs. En h. 14 cms. Revêtement tissu "Stretch".

Note: Coussins d'assise déhoussables; Dossiers et accoudoirs fixes.



Lysandra





Iysandra

Con le sue linee eleganti e forme sinuose, ti avvolgerà in un abbraccio di puro lusso. Scopri il tuo angolo di paradiso, dove il design incontra il comfort.

With its elegant lines and sinuous shapes, it will envelop you in an embrace of pure luxury. Discover your corner of paradise, where design meets comfort.








Struttura: Abete, multistrato e pannelli di particelle in legno classe E1. **Molleggio:** Cinghie elastiche in polipropilene. **Imbottitura Seduta:** Lastre di poliuretano espanso in densità 35 kg. **Imbottitura Spalliera:** Lastre in poliuretano espanso in densità 21 Kg. **Piedi:** In metallo di colore nero h 17 cm. **Particolarità:** Le spalliere di tutte le versioni sono dotate di meccanismo traslante che consente la variazione di profondità. **Note:** Cuscini seduta, braccioli e schienali sono fissi.

Frame: Pinewood, multilayer wood and chipboard wood class E1. **Suspension:** Polypropylene elastic Belts. **Seat Padding:** Layers of non-deformable polyurethane foam 35 Kg density. **Back Padding:** Layers of non-deformable polyurethane Foam 21 Kg density. **Feet:** Black metal feet h 17 cm. **Peculiar:** The backrests of all versions are equipped with a translating mechanism that allows the variation of depth. **Note:** Seat, arms and back cushions are fixed.

Carcasse: Hêtre + panneaux de particules cl. E1. **Suspension:** Sangle lastiques haute resistance. **Coussins d'assise:** Polyurethane expans densité 35 Kg. **Coussins de dos:** Polyurethane expans densité 21 Kg. **Pieds:** En métal noir h 17 cm. **Divers:** Les dossiers de toutes les versions sont équipés d'un mécanisme de translation qui permet la variation de la profondeur. **Note:** Coussins d'assise, du dossiers et accoudoir sont fixes.

Piedi | Colore piedi | Feet | Color Feet | Pieds | Couleur Pieds



Nero

Iysandra

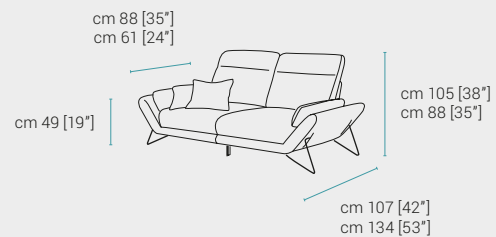
altezza, height, hauteur: 88/105 cm [35/41"]

altezza seduta, seat height, hauteur du siège: 49 cm [19"]

profondità, depth, profondeur: 107/134 cm [42/53"]

profondità seduta, seat depth, profondeur d'assise: 61/88 cm [24/35"]

altezza piede, feet height, hauteur des pieds: 17 cm [6,7"]

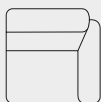


103M



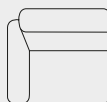
cm 95
[37,5"]

102M



cm 95
[37,5"]

133M




cm 113
[44,5"]

132M



cm 113
[44,5"]

101M



cm 60
[23,5"]

131M



cm 78
[30,5"]

500



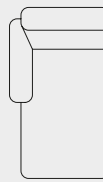
cm 52 x 52
[20,5"]

501



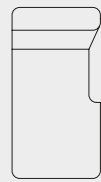
cm 78 x 52
[30,5"]

029M



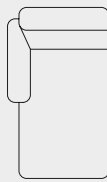
cm 95
[37,5"]

028M



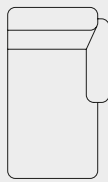
cm 95
[37,5"]

031M



cm 113
[44,5"]

030M



cm 113
[44,5"]

cm 165
[65"]



MINA

MINA







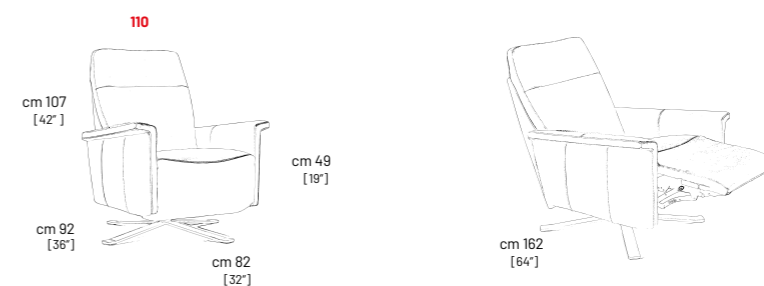



MINA

Struttura: Abete, Multistrato e pannelli di particelle in legno classe E1. **Molleggio:** Cinghia elastica; **Imbottitura Seduta:** Lastre in poliuretano espanso in doppia densità Kg.35. **Imbottitura Spalliera:** Lastre in poliuretano espanso in densità 21 Kg. **Piedi:** Base Girevole in Metallo grigio antracite. **Particolarità:** Le versioni sono dotate di base girevole 360° e meccanismo ad apertura manuale. **Note:** Cuscini Seduta e Schienali sono fissi.

Frame: Pinewood, multilayer wood and chipboard wood class E1. **Suspension:** Polypropylene elastic Belts. **Seat Padding:** Layers of non-deformable polyurethane foam 35 Kg density. **Back Padding:** Layers of non-deformable polyurethane foam 21 Kg density. **Feet:** Metal swivel base anthracite gray. **Peculiar:** The chair is equipped with a swivel 360° and manual Recliner. **Note:** Seat and Back cushions are fixed.

Carcasse: Hêtre + panneaux de particules cl. E1. **Suspension:** Sangle élastiques croisées. **Coussins d'assise:** Polyurethane expansé double densité 35 Kg. **Coussins de dos:** Polyurethane expans densité 21Kg. **Pieds:** Base Pivotant en métal gris anthracite. **Divers:** Fauteuil avec Mécanisme relax manuel. **Note:** Coussins d'assise et du Dossiers sont fixe







phegea







phegea

Phegea è una dichiarazione di stile pop e grinta, perfetto per ambienti giovani e dinamici. Con il suo design audace e colori vivaci, aggiungerà un tocco di personalità e energia al tuo spazio. È l'ideale per chi cerca un arredamento che si distingua e si adatti perfettamente a uno stile di vita vivace e alla moda.

Phegea is a statement of pop and bold style, perfect for young and dynamic environments. With its bold design and bright colors, it will add a touch of personality and energy to your space. It is ideal for those looking for furniture that stands out and fits perfectly into a lively and fashionable lifestyle.







Struttura: Abete, multistrato e pannelli di particelle in legno classe E1. **Molleggio:** Cinghie elastiche in polipropilene. **Imbottitura Seduta:** Lastre di poliuretano espanso in densità 35 kg. **Imbottitura Spalliera:** Lastre in poliuretano espanso in densità 21 Kg. **Piedi:** In plastica di colore nero h 3 cm. **Particolarità:** Pronto letto con rete CLIO (Loiudice) e materasso in poliuretano 35 kg altezza 14 cm. **Note:** Cuscini di seduta amovibili per versioni letto; fissi per tutte le altre versioni. Braccioli e schienali sono fissi.

Frame: Pinewood, multilayer wood and chipboard wood class E1. **Suspension:** Polypropylene elastic Belts. **Seat Padding:** Layers of non-deformable polyurethane foam 35 Kg density. **Back Padding:** Layers of non-deformable polyurethane Foam 21 Kg density. **Feet:** Black plastic feet h 3 cm. **Peculiar:** Sofa Bed Version "rapido system" CLIO (Loiudice) and foam mattress 35 Kg in height 14 cm. **Note:** Removable seat cushions for bed versions; fixed for all other versions. Arms and back cushions are fixed.

Carcasse: Hêtre + panneaux de particules cl. E1. **Suspension:** Sangle lastiques haute resistance. **Coussins d'assise:** Polyurethane expans densité 35 Kg. **Coussins de dos:** Polyurethane expans densité 21 Kg. **Pieds:** Pieds en plastique noir h 3 cm. **Divers:** Convertible "rapido system" mécanisme serie CLIO (Loiudice) avec matelas polyurethane expansé densité 35 Kg. en h 14 cm. **Note:** Coussins d'assise amovibles pour les versions lit; fixes pour toutes les autres versions. Dossiers et accoudoirs sont fixe.

Materasso

Mattress | Matelas



h 14 cm (5")

phegea

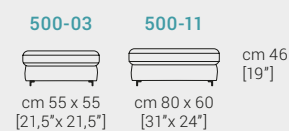
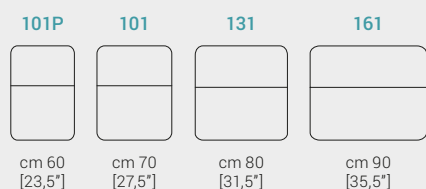
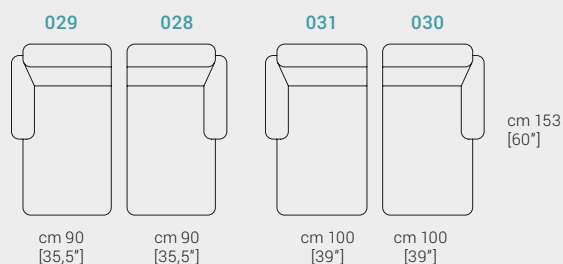
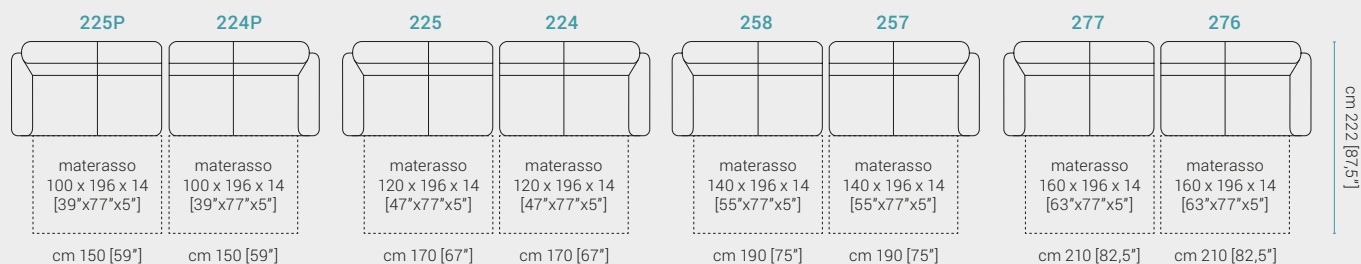
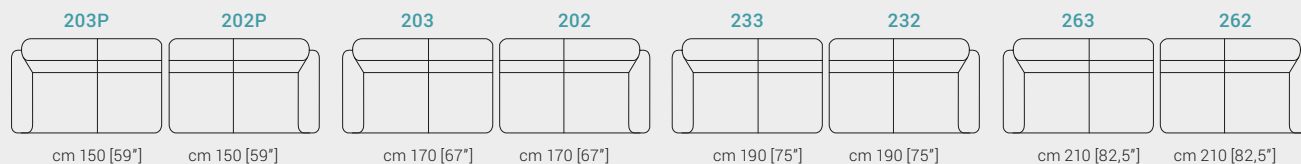
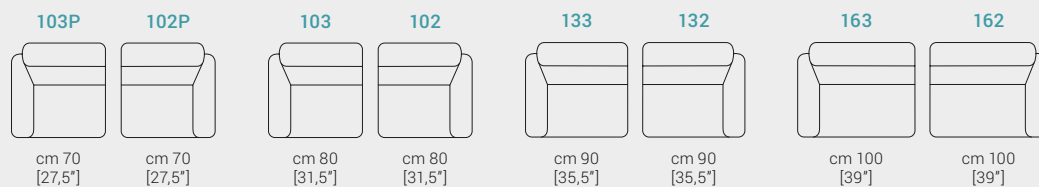
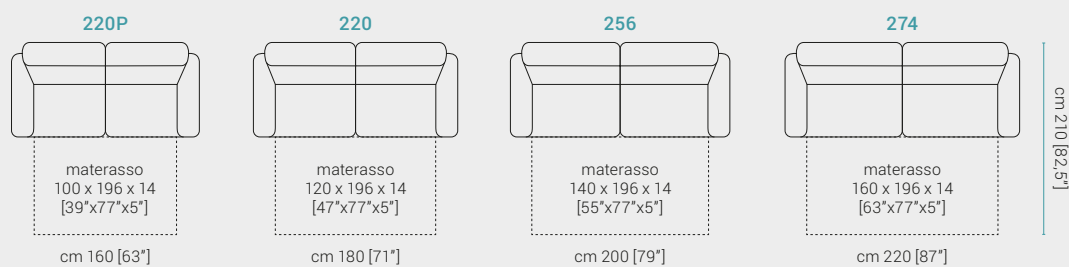
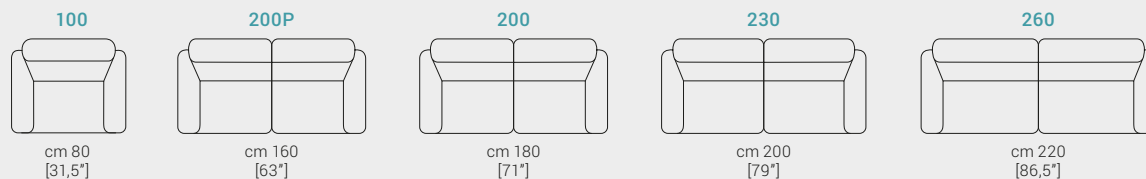
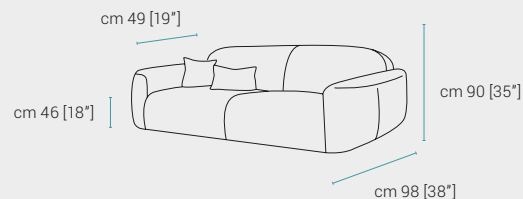
altezza, height, hauteur: 90 cm [35"]

altezza seduta, seat height, hauteur du siège: 46 cm [18"]

profondità, depth, profondeur: 98 cm [38"]

profondità seduta, seat depth, profondeur d'assise: 49 cm [19"]

altezza piede, feet height, hauteur des pieds: 3 cm [1,2"]





PINA

PINA









PINA

Struttura: Abete, Multistrato e pannelli di particelle in legno classe E1. **Molleggio:** Cinghia elastica; **Imbottitura Seduta:** Lastre in poliuretano espanso in doppia densità Kg.35. **Imbottitura Spalliera:** Lastre in poliuretano espanso in densità 21 Kg. **Piedi:** Base Girevole in Metallo grigio antracite. **Particolarità:** Le versioni sono dotate di base girevole 360° e meccanismo ad apertura manuale. **Note:** Cuscini Seduta e Schienali sono fissi.

Frame: Pinewood, multilayer wood and chipboard wood class E1. **Suspension:** Polypropylene elastic Belts. **Seat Padding:** Layers of non-deformable polyurethane foam 35 Kg density. **Back Padding:** Layers of non-deformable polyurethane foam 21 Kg density. **Feet:** Metal swivel base anthracite gray. **Peculiar:** The chair is equipped with a swivel 360° and manual Recliner. **Note:** Seat and Back cushions are fixed.

Carcasse: Hêtre + panneaux de particules cl. E1. **Suspension:** Sangle élastiques croisées. **Coussins d'assise:** Polyurethane expansé double densité 35 Kg. **Coussins de dos:** Polyurethane expans densité 21Kg. **Pieds:** Base Pivotant en métal gris anthracite. **Divers:** Fauteuil avec Mécanisme relax manuel. **Note:** Coussins d'assise et du Dossiers sont fixe

