

A close-up photograph of a brown leather sofa. The leather has a smooth, slightly textured appearance with some natural creasing and shadows. The sofa is shown from a side-on perspective, highlighting the backrest and seat cushions. The HALO logo is overlaid in the upper center of the image.

 HALO

New Collection  
Spring 2024



A modern, light-colored sectional sofa with a textured fabric is the central focus. It is positioned in a bright, airy living room with large windows in the background. In the foreground, a round coffee table with a grey and white marble top and a light wood base is partially visible. The overall aesthetic is clean and contemporary.

# SECTIONAL SOFAS



LAGOS  
Pampas Stone







LAGOS  
Pampas Stone





# LAGOS

## Specifications



### Dimensions (Cm / Inches | Kg / Lbs)



1 Seater

L: 90.5/35.6"  
D: 108.5/42.7"  
H: 74.5/29.3"

SL: 132/52"  
SD: 113/44"  
SH: 87/34"

NW: 24.8/55  
GW: 31.2/72  
CBM: 0.81



Corner

L: 104.5/41.1"  
D: 104.5/41.1"  
H: 74.5/29.3"

SL: 90.5/35.6"  
SD: 68/26.8"  
SH: 46.5/18.3"

NW: 32.6/72  
GW: 39.8/88  
CBM: 0.91



Footstool

L: 86/33.9"  
D: 86/33.9"  
H: 46.5/18.3"

NW: 15.9/35  
GW: 20.3/45  
CBM: 0.39



Left/Right Arm Corner

L: 118/46.5"  
D: 108.5/42.7"  
H: 74.5/29.3"

SL: 84/33.1"  
SD: 68/26.8"  
SH: 46.5/18.3"  
AH: 65/25.6"

NW: 37.6/83  
GW: 45.9/101  
CBM: 1.07

### Details

**Frame:** Birch and plywood

**Seat Suspension:** S spring and elastic webbing

**Back Suspension:** S spring and elastic webbing

**Arm Suspension:** Elastic webbing

**Cushion style:** Fixed seat; fixed back

**Seat Cushion:** Foam and fibre sheet

**Back Cushion:** Foam and fibre sheet

**Feet Material:** Ash

**Legs:** All removable

**Product Origin:** Made in Southern China







POLY  
Native Linen Natural





# POLY

## Specifications



### Dimensions (Cm / Inches | Kg / Lbs)



1 Seater

L: 120/47.2"  
D: 118/46.5"  
H: 80.5/31.7"

SL: 120/47.2"  
SD: 70/27.6"  
SH: 45/17.7"

NW: 41.14/91  
GW: 49.8/110  
CBM: 1.03



Corner

L: 115/45.3"  
D: 115/45.3"  
H: 80.5/31.7"

SL: 67/26.4"  
SD: 67/26.4"  
SH: 45/17.7"

NW: 47.9/105  
GW: 56/123.3  
CBM: 0.97



Footstool

L: 132.5/52.2"  
D: 99/39"  
H: 44/17.3"

NW: 31.4/69.1  
GW: 39.1/86  
CBM: 0.67



Left/Right Arm Corner

L: 133.5/52.6"  
D: 118/46.5"  
H: 80.5/31.7"

SL: 120/47.2"  
SD: 70/27.6"  
SH: 45/17.7"  
AH: 64.5/25.4"

NW: 50.7/111.5  
GW: 60/132.1  
CBM: 1.14



Left/Right Arm 2 Seater

L: 205/80.7"  
D: 118/46.5"  
H: 80.5/31.7"

SL: 193.4/76.1"  
SD: 70/27.6"  
SH: 45/17.7"  
AH: 64.5/25.4"

NW: 75.5/166  
GW: 89.8/198  
CBM: 1.74



Left/Right Arm Chaise

L: 105/41.3"  
D: 178/70.1"  
H: 80.5/31.7"

SL: 94/37"  
SD: 130.5/51.4"  
SH: 45/17.7"  
AH: 64.5/25.4

NW: 55.4/122  
GW: 66.9/147  
CBM: 1.33

### Details

**Frame:** Birch and plywood

**Seat Suspension:** S spring and elastic webbing

**Back Suspension:** Elastic webbing

**Arm Suspension:** Elastic webbing

**Cushion style:** Fixed seat; loose back

**Seat Cushion:** Foam and fibre sheet

**Back Cushion:** Feather mix fibre and foam

**Feet Material:** Ash

**Legs:** All removable

**Product Origin:** Made in Southern China



REEF MK2  
Pampas Stone







REEF MK2  
Pampas Stone



# REEF MK2

## Specifications



### Dimensions (Cm / Inches | Kg / Lbs)



Left Arm 2 Seater

L: 188/74"  
D: 108/42.5"  
H: 73/28.7"

SL: 156.5/61.6"  
SD: 65/25.6"  
SH: 42.5/16.7"  
AH: 57/22.4"

NW: 51.3/113  
GW: 63.8/140  
CBM: 1.5



Right Arm 2 Seater

L: 188/74"  
D: 108/42.5"  
H: 73/28.7"

SL: 156.5/61.6"  
SD: 65/25.6"  
SH: 42.5/16.7"  
AH: 57/22.4"

NW: 51.3/113  
GW: 63.8/140  
CBM: 1.5



Footstool

L: 96/37.8"  
D: 65/25.6"  
H: 42.5/16.7"

NW: 13.5/30  
GW: 17.6/39  
CBM: 0.29



Corner

L: 105/41.3"  
D: 105/41.3"  
H: 73/28.7"

SL: 62.5/24.6"  
SD: 62.5/24.6"  
SH: 42.5/16.7"

NW: 33.9/75  
GW: 40.9/90  
CBM: 0.83

### Details

**Frame:** Birch and plywood

**Seat Suspension:** S spring and elastic webbing

**Back Suspension:** S spring and elastic webbing

**Arm Suspension:** Elastic webbing

**Cushion style:** Fixed seat; fixed back

**Seat Cushion:** Foam and fibre sheet

**Back Cushion:** Foam and fibre sheet

**Feet Material:** Ash

**Legs:** All removable

**Product Origin:** Made in Southern China



SOLCO  
Performance Weighty Pure Natural





SOLCO  
Performance Weighty Pure Natural





# SOLCO

## Specifications



### Dimensions (Cm / Inches | Kg / Lbs)



1 Seater

L: 120.5/47.4"  
D: 108/42.5"  
H: 84/33.1"

SL: 120.5/47.4"  
SD: 69/27.2"  
SH: 47/18.5"

NW: 37.7/82.9  
GW: 50/109.3  
CBM: 0.97



Corner

L: 106.5/41.9"  
D: 106.5/41.9"  
H: 84/33.1"

SL: 67.5/26.6"  
SD: 67.5/26.6"  
SH: 47/18.5"

NW: 39.2/66.2  
GW: 48/105.6  
CBM: 0.86



Footstool

L: 128.5/50.6"  
D: 100.5/39.6"  
H: 47/18.5"

NW: 32.7/71.9  
GW: 40/88  
CBM: 0.68



Left Corner

L: 127.5/50.2"  
D: 108/42.5"  
H: 84/33.1"

SL: 118/46.5"  
SD: 69/27.2"  
SH: 47/18.5"  
AH: 68.5/27"

NW: 42.8/94.2  
GW: 54/119.7  
CBM: 1.03



Right Corner

L: 127.5/50.2"  
D: 108/42.5"  
H: 84/33.1"

SL: 118/46.5"  
SD: 69/27.2"  
SH: 47/18.5"  
AH: 68.5/27"

NW: 42.8/94.2  
GW: 54/119.7  
CBM: 1.03

### Details

**Frame:** Local hardwood and plywood

**Seat Suspension:** S spring and elastic webbing

**Back Suspension:** Elastic webbing

**Arm Suspension:** Elastic webbing

**Cushion style:** Loose seat; loose back

**Seat Cushion:** Foam and feather mix fibre

**Back Cushion:** Feather mix fibre

**Feet Material:** Plastic

**Legs:** All removable

**Product Origin:** Made in Southern China



Tiramisu MK2  
Hand Tipped Camel





Tiramisu MK2  
Hand Tipped Camel





Tiramisu MK2  
Hand Tipped Camel





# TIRAMISU MK2

## Specifications



### Dimensions (Cm / Inches | Kg / Lbs)



1 Seater

L: 95/37.4"  
D: 111.5/43.9"  
H: 79/31.1"

SL: 95/37.4"  
SD: 68/26.8"  
SH: 45/17.7"

NW: 35/77  
GW: 45/99  
CBM: 0.92



Corner

L: 112/44.1"  
D: 111.5/43.9"  
H: 79/31.1"

SL: 68/26.8"  
SD: 68/26.8"  
SH: 45/17.7"

NW: 40/88  
GW: 51/112  
CBM: 1.08

### Details

**Frame:** Birch and plywood

**Seat Suspension:** S spring and elastic webbing

**Back Suspension:** Elastic webbing

**Arm Suspension:** Elastic webbing

**Cushion style:** Fixed seat; fixed back

**Seat Cushion:** Foam and fibre sheet

**Back Cushion:** Foam and fibre sheet

**Feet Material:** Ash

**Legs:** All removable

**Product Origin:** Made in Southern China



VISA MOTION  
Hand Tipped Camel





VISA MOTION  
Hand Tipped Camel





# VISA MOTION

## Specifications



### Dimensions (Cm / Inches | Kg / Lbs)



1 Seater (Static)

L: 96.5/38"  
D: 125.5/49.4"  
H: 85/33.5"

SL: 96.5/38"  
SD: 70.5/27.8"  
SH: 47/18.5"

NW: 29.1/64  
GW: 38.1/84  
CBM: 1.21



Corner

L: 116/45.7"  
D: 116/45.7"  
H: 85/33.5"

SL: 60/23.6"  
SD: 60/23.6"  
SH: 47/18.5"

NW: 35.1/77  
GW: 45.9/101  
CBM: 1.46



1 Seater Left (Motion)

L: 96.5/38"  
D: 125.5/49.4"  
H: 85/33.5"

SL: 96.5/38"  
SD: 70.5/27.8"  
SH: 47/18.5"

NW: 40.3/89  
GW: 52.7/116  
CBM: 1.21



1 Seater Right (Motion)

L: 96.5/38"  
D: 125.5/49.4"  
H: 85/33.5"

SL: 96.5/38"  
SD: 70.5/27.8"  
SH: 47/18.5"

NW: 40.3/89  
GW: 52.7/116  
CBM: 1.21

### Details

**Frame:** Birch, Steel and plywood

**Seat Suspension:** S spring and elastic webbing

**Back Suspension:** Elastic webbing

**Arm Suspension:** N/A

**Cushion style:** Fixed seat; fixed back

**Seat Cushion:** Foam and fibre sheet

**Back Cushion:** Foam and fibre sheet

**Feet Material:** Plastic

**Legs:** All removable

**Product Origin:** Made in Southern China



SLOUCHY MOTION  
Hand Tipped Taupe







SLOUCHY MOTION  
Hand Tipped Taupe





# SLOUCHY MOTION

## Specifications



### Dimensions (Cm / Inches | Kg / Lbs)



1 Seater (Static)

L: 91/35.8"  
D: 114/44.9"  
H: 78/30.7"

SD: 70/27.6"  
SH: 43/16.9"

NW: 28/62  
GW: 39/86  
CBM: 0.81



Corner

L: 110/43.3"  
D: 110/43.3"  
H: 78/30.7"

SL: 67/26.4"  
SD: 67/26.4"  
SH: 44/16.9"

NW: 34.5/76  
GW: 46/100  
CBM: 0.94



1 Seater Left (Motion) /  
1 Seater Right (Motion)

L: 91/35.8"  
D: 114/44.9"  
H: 78/30.7"

SD: 70/27.6"  
SH: 43/16.9"

NW: 47.5/105  
GW: 59/129  
CBM: 0.81

### Details

**Frame:** Laminated veneer and plywood

**Seat Suspension:** S spring and elastic webbing

**Back Suspension:** Elastic webbing

**Arm Suspension:** N/A

**Cushion style:** Fixed seat; fixed back

**Seat Cushion:** Foam and feather mix fibre

**Back Cushion:** Foam and feather mix fibre

**Feet Material:** Plastic

**Legs:** All removable

**Product Origin:** Made in Northern China



**DILLON MOTION**  
Hand Tipped Camel







DILLON MOTION  
Hand Tipped Camel



# DILLON MOTION

## Specifications



### Dimensions (Cm / Inches | Kg / Lbs)



1 Seater (Static)

L: 83/32.7"  
D: 111/43.7"  
H: 79/31.1"

SD: 65/25.6"  
SH: 50/19.7"

NW: 29.5/65  
GW: 41/89  
CBM: 0.73



Corner

L: 126/49.6"  
D: 126/49.6"  
H: 79/31.1"

SL: 60/23.6"  
SD: 60/23.6"  
SH: 47/18.5"

NW: 48/106  
GW: 59/130  
CBM: 1.25



1 Seater Left/Right (Motion)

L: 83/32.7"  
D: 111/43.7"  
H: 79/31.1"

SD: 65/25.6"  
SH: 50/19.7"

NW: 53/117  
GW: 64/141  
CBM: 0.73



Left/Right Arm Corner (Motion)

L: 117/46.1"  
D: 111/43.7"  
H: 79/31.1"

SL: 92/36.2"  
SD: 65/25.6"  
SH: 50/19.7"  
AH: 60/23.6"

NW: 64/141  
GW: 75/165  
CBM: 1.03

### Details

**Frame:** Birch, Steel and plywood

**Seat Suspension:** S spring and elastic webbing

**Back Suspension:** Elastic webbing

**Arm Suspension:** N/A

**Cushion style:** Fixed seat; fixed back

**Seat Cushion:** Foam and fibre sheet

**Back Cushion:** Foam and fibre sheet

**Feet Material:** Plastic

**Legs:** All removable


**Product Origin:** Made in Northern China



**RIDLEY MOTION**  
Hand Tipped Camel







RIDLEY MOTION  
Hand Tipped Camel



# RIDLEY MOTION

## Specifications



### Dimensions (Cm / Inches | Kg / Lbs)



1 Seater (Static)

L: 80/31.5"  
D: 106/41.7"  
H: 97/38.2"

SD: 60/23.6"  
SH: 49/19.3"

NW: 32.9/72  
GW: 37/82  
CBM: 0.59



Crown Corner

L: 129/50.8"  
D: 129/50.8"  
H: 97/38.2"

SL: 129/50.8"  
SD: 86/33.9"  
SH: 50/19.7"

NW: 58/128  
GW: 64/141  
CBM: 1.7



1 Seater Left/Right (Motion)

L: 80/31.5"  
D: 106/41.7"  
H: 97/38.2"

SD: 60/23.6"  
SH: 49/19.3"

NW: 32.9/72  
GW: 37/82  
CBM: 0.59



Left/Right Arm Corner (Motion)

L: 94.5/37.2"  
D: 106/41.7"  
H: 97/38.2"

SL: 81/31.9"  
SD: 60/23.6"  
SH: 49/19.3"  
AH: 63/24.8"

NW: 48.6/107  
GW: 54/119  
CBM: 0.7

### Details

**Frame:** Birch, Steel and plywood

**Seat Suspension:** S spring and elastic webbing

**Back Suspension:** Elastic webbing

**Arm Suspension:** N/A

**Cushion style:** Fixed seat; fixed back

**Seat Cushion:** Foam and fibre sheet

**Back Cushion:** Foam and fibre sheet

**Feet Material:** Plastic

**Legs:** All removable

**Product Origin:** Made in Northern China



# SOFAS





AGATHA  
Toro Nut









# AGATHA

## Specifications



### Dimensions (Cm / Inches | Kg / Lbs)



1 Seater

L: 125/49.2"  
D: 109/42.9"  
H: 74.5/29.3"

SL: 59.6/23.5"  
SD: 71/28"  
SH: 45/17.7"

NW: 44.1/97  
GW: 52.9/116  
CBM: 1.13



2 Seater

L: 215.4/84.8"  
D: 109/42.9"  
H: 74.5/29.3"

SL: 150/59.1"  
SD: 71/28"  
SH: 45/17.7"

NW: 69.1/152  
GW: 84.1/185  
CBM: 1.91



3 Seater

L: 252/99.2"  
D: 109/42.9"  
H: 74.5/29.3"

SL: 186.6/73.5"  
SD: 71/28"  
SH: 45/17.7"

NW: 80.5/177  
GW: 97.2/214  
CBM: 2.23

### Details

- Frame:** Local hardwood and plywood
- Seat Suspension:** S spring and elastic webbing
- Back Suspension:** Elastic webbing
- Arm Suspension:** Elastic webbing
- Cushion style:** Fixed seat; fixed back
- Seat Cushion:** Foam and fibre sheet
- Back Cushion:** Foam and fibre sheet
- Feet Material:** Ash
- Legs:** All removable
- Product Origin:** Made in Southern China



BENDUM  
Natural Washed Chocolate







**BENDUM**  
Natural Washed Chocolate



# BENDUM

## Specifications



### Dimensions (Cm / Inches | Kg / Lbs)



1 Seater

L: 136/53.5"  
D: 121/47.6"  
H: 74.5/31.1"  
  
SL: 62/24.4"  
SD: 68/26.8"  
SH: 41/16.1"  
AH: 43/16.9"

NW: 45.5/100  
GW: 55.9/123  
CBM: 1.45



2 Seater

L: 136/53.5"  
D: 121/47.6"  
H: 74.5/31.1"  
  
SL: 122/48"  
SD: 68/26.8"  
SH: 41/16.1"  
AH: 43/16.9"

NW: 65.1/143  
GW: 80/176  
CBM: 2.07

### Details

- Frame:** Birch and plywood
- Seat Suspension:** S spring and elastic webbing
- Back Suspension:** Elastic webbing
- Arm Suspension:** Elastic webbing
- Cushion style:** Fixed seat; loose back
- Seat Cushion:** Foam and fibre
- Back Cushion:** Foam and fibre
- Feet Material:** Ash
- Legs:** All removable
- Product Origin:** Made in Southern China



**DAMIAN**  
Performance Mixt Linen Natural





**DAMIAN**  
Performance Mixt Linen Natural





# DAMIAN

## Specifications



### Dimensions (Cm / Inches | Kg / Lbs)



1 Seater

L: 127.5/50.2"  
 D: 121/47.6"  
 H: 94/37"  
 SL: 64/25.2"  
 SD: 72/28.3"  
 SH: 52.5/20.7"  
 AH: 58/22.8

NW: 43.4/95  
 GW: 52.2/115  
 CBM: 1.02



2 Seater

L: 212/83.5"  
 D: 121/47.6"  
 H: 94/37"  
 SL: 148.5/58.5"  
 SD: 72/28.3"  
 SH: 52.5/20.7"  
 AH: 58/22.8

NW: 71.8/158  
 GW: 86.3/190  
 CBM: 1.68



3 Seater

L: 254/100"  
 D: 121/47.6"  
 H: 94/37"  
 SL: 190.5/75"  
 SD: 72/28.3"  
 SH: 52.5/20.7"  
 AH: 58/22.8

NW: 85.4/188  
 GW: 102.8/226  
 CBM: 2.02

### Details

- Frame:** Birch and plywood
- Seat Suspension:** S spring and elastic webbing
- Back Suspension:** Elastic webbing
- Arm Suspension:** Elastic webbing
- Cushion style:** Loose seat; loose back
- Seat Cushion:** Foam and feather mix fibre
- Back Cushion:** Feather mix fibre
- Feet Material:** Rubberwood
- Legs:** All removable
- Product Origin:** Made in Southern China



**GUSTA**  
Hand Tipped Taupe





GUSTA  
Hand Tipped Taupe





# GUSTA

## Specifications



### Dimensions (Cm / Inches | Kg / Lbs)



1 Seater

L: 115/45.3"  
 D: 107.5/42.3"  
 H: 84/33.1"  
 SL: 68/26.8"  
 SD: 58/22.8"  
 SH: 46/18.1"  
 AH: 60.5/23.8"  
 NW: 36.8/81  
 GW: 44.7/98  
 CBM: 0.98



2 Seater

L: 210/82.7"  
 D: 107.5/42.3"  
 H: 84/33.1"  
 SL: 163/64.2"  
 SD: 58/22.8"  
 SH: 46/18.1"  
 AH: 60.5/23.8"  
 NW: 66.4/146  
 GW: 80.7/178  
 CBM: 1.77



3 Seater

L: 243/95.7"  
 D: 107.5/42.3"  
 H: 84/33.1"  
 SL: 196/77.2"  
 SD: 58/22.8"  
 SH: 46/18.1"  
 AH: 60.5/23.8"  
 NW: 77.3/170  
 GW: 96.6/213  
 CBM: 2.06

### Details

- Frame:** Local hardwood and plywood
- Seat Suspension:** S spring and elastic webbing
- Back Suspension:** Elastic webbing
- Arm Suspension:** Elastic webbing
- Cushion style:** Fixed seat; fixed back
- Seat Cushion:** Foam and fibre sheet
- Back Cushion:** Mixed fibre
- Feet Material:** Plastic
- Legs:** All removable
- Product Origin:** Made in Southern China



LADY MAY W/SKIRT MK2  
Performance Weighty Pure Linen Natural





LADY MAY W/SKIRT MK2  
Performance Weighty Pure Linen Natural



# LADY MAY W/SKIRT MK2

## Specifications



### Dimensions (Cm / Inches | Kg / Lbs)



1 Seater

L: 88/34.6"  
D: 115/45.3"  
H: 85/33.5"

SL: 58/22.8"  
SD: 70/27.6"  
SH: 55/21.7"  
AH: 56/22"

NW: 38.7/85  
GW: 45.6/100  
CBM: 1.02



2 Seater

L: 183/72"  
D: 115/45.3"  
H: 85/33.5"

SL: 154/60.6"  
SD: 70/27.6"  
SH: 55/21.7"  
AH: 56/22"

NW: 66.8/147  
GW: 80.9/178  
CBM: 2.01



3 Seater

L: 242/95.3"  
D: 115/45.3"  
H: 85/33.5"

SL: 213/83.9"  
SD: 70/27.6"  
SH: 55/21.7"  
AH: 56/22"

NW: 88/194  
GW: 106.5/234  
CBM: 2.65

### Details


- Frame:** Local hardwood and plywood
- Seat Suspension:** 8 way hand-tied
- Back Suspension:** 8 way hand-tied
- Arm Suspension:** Elastic webbing
- Cushion style:** Loose seat; loose back
- Seat Cushion:** Foam and feather mix fibre
- Back Cushion:** Mixed fibre
- Feet Material:** Ash
- Legs:** Not removable
- Product Origin:** Made in Southern China



SASHA  
Natural Washed Camel







SASHA  
Natural Washed Camel



# SASHA

## Specifications



### Dimensions (Cm / Inches | Kg / Lbs)



1 Seater

L: 107.5/42.3"  
D: 95.5/37.6"  
H: 80/31.5"

SL: 86/33.9"  
SD: 57/22.4"  
SH: 43/16.9"  
AH: 59/23.2"

NW: 23.8/52  
GW: 30.2/66  
CBM: 0.59



2 Seater

L: 186.5/73.4"  
D: 95.5/37.6"  
H: 80/31.5"

SL: 165/65"  
SD: 57/22.4"  
SH: 43/16.9"  
AH: 59/23.2"

NW: 49.5/109  
GW: 60.6/133  
CBM: 1.21



3 Seater

L: 214.5/84.4"  
D: 95.5/37.6"  
H: 80/31.5"

SL: 193/76"  
SD: 57/22.4"  
SH: 43/16.9"  
AH: 59/23.2"

NW: 55.7/123  
GW: 68.5/151  
CBM: 1.39

### Details

**Frame:** Rubberwood, birch and plywood

**Seat Suspension:** S spring and elastic webbing

**Back Suspension:** Elastic webbing

**Arm Suspension:** Elastic webbing

**Cushion style:** Fixed seat; loose back

**Seat Cushion:** Foam and mixed fibre

**Back Cushion:** Mixed fibre

**Feet Material:** Rubberwood

**Legs:** All removable


**Product Origin:** Made in Southern China



SIERRA  
Pampas Forest Green







SIERRA  
Pampas Forest Green



# SIERRA

## Specifications



### Dimensions (Cm / Inches | Kg / Lbs)



1 Seater

L: 129/50.8"  
D: 108/42.5"  
H: 76/29.9"

SL: 70/27.6"  
SD: 68/26.8"  
SH: 46/18.1"  
AH: 55/21.7"

NW: 39.8/88  
GW: 48.9/108  
CBM: 1.17



2 Seater

L: 219/86.2"  
D: 108/42.5"  
H: 76/29.9"

SL: 160/63"  
SD: 68/26.8"  
SH: 46/18.1"  
AH: 55/21.7"

NW: 66.9/147  
GW: 82.2/181  
CBM: 1.97



3 Seater

L: 241/94.9"  
D: 108/42.5"  
H: 76/29.9"

SL: 182/71.7"  
SD: 68/26.8"  
SH: 46/18.1"  
AH: 55/21.7"

NW: 72.4/159  
GW: 90.1/198  
CBM: 2.18

### Details

**Frame:** Birch and plywood

**Seat Suspension:** S spring and elastic webbing

**Back Suspension:** Elastic webbing

**Arm Suspension:** Elastic webbing

**Cushion style:** Fixed seat; fixed back

**Seat Cushion:** Foam and fibre sheet

**Back Cushion:** Foam and fibre sheet

**Feet Material:** Plastic

**Legs:** All removable

**Product Origin:** Made in Southern China



**WOODNEST**  
Hand Tipped Taupe & Native Linen Natural







**WOODENEST**  
Hand Tipped Taupe & Native Linen Natural





# WOODNEST

## Specifications



### Dimensions (Cm / Inches | Kg / Lbs)



1 Seater

L: 86/33.9"  
D: 93/36.6"  
H: 77/30.3"

SL: 74/29.1"  
SD: 58/22.8"  
SH: 45/17.7"  
AH: 51.5/20.3"

NW: 38.1/84  
GW: 41.2/92  
CBM: 0.79



2 Seater

L: 166/65.4"  
D: 93/36.6"  
H: 77/30.3"

SL: 147/57.9"  
SD: 58/22.8"  
SH: 45/17.7"  
AH: 51.5/20.3"

NW: 56.3/124  
GW: 79.4/175  
CBM: 1.36

### Details

**Frame:** Birch, pine and plywood

**Seat Suspension:** Pocket spring

**Back Suspension:** Elastic webbing

**Arm Suspension:** Elastic webbing

**Cushion style:** Fixed seat; loose back

**Seat Cushion:** Feather mix fibre

**Back Cushion:** Feather mix fibre

**Feet Material:** Rubberwood

**Legs:** Not removable

**Product Origin:** Made in Southern China

\*Only available in reverse stitch.

Leather seat comes with Native Linen Natural ;  
Fabric seat comes with Himalaya White.



LA JOLA LEATHER  
Hand Tipped Taupe





LA JOLA  
Hand Tipped Taupe



# LA JOLA LEATHER

## Specifications



### Dimensions (Cm / Inches | Kg / Lbs)



3 Seater

L: 234/92.1"  
D: 133/44.5"  
H: 88/34.6"

SL: 168.5/66.3"  
SD: 77/30.3"  
SH: 46/18.1"  
AH: 66/26"

NW: 76/167  
GW: 90/197  
CBM: 1.86

### Details

**Frame:** Local Hardwood and plywood

**Seat Suspension:** S spring and elastic webbing

**Back Suspension:** Elastic webbing

**Arm Suspension:** Elastic webbing

**Cushion style:** Lookse seat; loose back

**Seat Cushion:** Feather mix fibre

**Back Cushion:** Feather mix fibre

**Feet Material:** Rubberwood

**Legs:** Removable

**Product Origin:** Made in Southern China



BRUSSELS  
Rowdy Raw


# ARMCHAIRS







BRUSSELS  
Rowdy Raw





# BRUSSELS

## *Specifications*



### Dimensions (Cm / Inches | Kg / Lbs)



Easy Chair

L: 65/25.6"  
D: 63.5/25"  
H: 74/29.1"

SL: 53.5/52"  
SD: 48.5/44"  
SH: 36.5/34"  
AH: 59.5/23.4"

NW: 7.1/16  
GW: 15.9/35  
CBM: 0.4

### Details

**Frame:** Ash

**Seat Suspension:** N/A

**Back Suspension:** N/A

**Arm Suspension:** N/A

**Cushion style:** N/A

**Seat Cushion:** N/A

**Back Cushion:** N/A

**Frame Finish:** Weathered Oak

**Legs:** N/A

**Product Origin:** Made in Southern China



BALGA  
Jacquard Boucle Cream





# BALGA

## Specifications



### Dimensions (Cm / Inches | Kg / Lbs)



Easy Chair

L: 80/31.5"  
D: 106.5/41.9"  
H: 81.5/32.1"

SL: 80/31.5"  
SD: 64.5/44.5"  
SH: 44.5/17.5"

NW: 21.9/48  
GW: 27.8/61  
CBM: 0.79

### Details

**Frame:** Birch and plywood

**Seat Suspension:** S spring and elastic webbing

**Back Suspension:** Elastic webbing

**Arm Suspension:** N/A

**Cushion style:** Fixed seat; fixed back

**Seat Cushion:** Foam and fibre sheet

**Back Cushion:** Foam and fibre sheet

**Feet Material:** Ash

**Legs:** All removable

**Product Origin:** Made in Southern China






**Decima**  
Pampas Coffee & Performance  
Dobby Hemp Blend Coffee





Decima  
Pampas Coffee & Performance Dobby Hemp Blend Coffee





# DECIMA

## Specifications



### Dimensions (Cm / Inches | Kg / Lbs)



Armchair

L: 89.5/35.2"  
D: 94/37"  
H: 75/29.5"

SL: 58/22.8"  
SD: 52.5/20.7"  
SH: 43/16.9"  
AH: 63/24.8"

NW: 38.7/85  
GW: 44.3/97  
CBM: 0.63

### Details

**Frame:** Birch and plywood

**Seat Suspension:** S spring and elastic webbing

**Back Suspension:** Elastic webbing

**Arm Suspension:** Elastic webbing

**Cushion style:** Fixed seat; loose back

**Seat Cushion:** Foam and fibre sheet

**Back Cushion:** Mixed fibre

**Feet Material:** Rubberwood

**Feet Finish:** Grey Oak

**Product Origin:** Made in Southern China



MATCHA  
Hand Tipped Camel







Matcha  
Hand Tipped Camel





# MATCHA

## Specifications



### Dimensions (Cm / Inches | Kg / Lbs)



Armchair

L: 80/31.5"  
D: 95/37.4"  
H: 77.5/30.5"

SL: 80/31.5"  
SD: 82/32.3"  
SH: 48/18.9"

NW: 25.8/57  
GW: 33.7/74  
CBM: 0.65

### Details

**Frame:** Birch and plywood

**Seat Suspension:** S spring and elastic webbing

**Back Suspension:** Elastic webbing

**Arm Suspension:** N/A

**Cushion style:** Fixed seat; fixed back

**Seat Cushion:** Foam and fibre sheet

**Back Cushion:** Foam and fibre sheet

**Feet Material:** N/A

**Legs:** Not removable

**Product Origin:** Made in Southern China



SILAS  
Classic Cognac









# SILAS

## Specifications



### Dimensions (Cm / Inches | Kg / Lbs)



Armchair

L: 94.5/37.2"  
D: 92/36.2"  
H: 78.5/30.9"

SL: 55.5/21.9"  
SD: 57/22.4"  
SH: 47/18.5"  
AH: 56/22"

NW: 36.9/81  
GW: 43.3/95  
CBM: 0.83

### Details

**Frame:** Birch and plywood

**Seat Suspension:** S spring and elastic webbing

**Back Suspension:** Elastic webbing

**Arm Suspension:** Elastic webbing

**Cushion style:** Fixed seat; fixed back

**Seat Cushion:** Foam, feather mix fibre and fibre sheet

**Back Cushion:** Foam, feather mix fibre and fibre sheet

**Feet Material:** Rubberwood

**Feet Finish:** Weathered Oak

**Product Origin:** Made in Southern China



SKYLAR  
Antique Chestnut







SKYLAR  
Antique Chestnut



# SKYLAR

## Specifications



### Dimensions (Cm / Inches | Kg / Lbs)



Armchair

L: 84/33.1"  
D: 101.5/40"  
H: 76/29.9"

SL: 63/24.8"  
SD: 52.5/20.7"  
SH: 44/17.3"  
AH: 50.5/19.9"

NW: 42.2/93  
GW: 48.6/107  
CBM: 0.75

### Details

**Frame:** Birch and plywood

**Seat Suspension:** S spring and elastic webbing

**Back Suspension:** Elastic webbing

**Arm Suspension:** Elastic webbing

**Cushion style:** Fixed seat; loose back

**Seat Cushion:** Foam and RPET fibre

**Back Cushion:** Feather mix fibre

**Feet Material:** Ash

**Legs:** All removable

**Product Origin:** Made in Southern China



SUNRISE

Hand Tipped Black and Riders Nut







SUNRISE  
Riders Nut



# SUNRISE

## Specifications



### Dimensions (Cm / Inches | Kg / Lbs)



Armchair

L: 89/35"  
D: 82/32.3"  
H: 78/30.7"

SL: 53.5/21.1"  
SD: 54/21.3"  
SH: 44.5/17.5"  
AH: 61.5/24.2"

NW: 26/57  
GW: 31.5/69  
CBM: 0.64

### Details

**Frame:** Stainless steel, birch and plywood

**Seat Suspension:** S spring and elastic webbing

**Back Suspension:** Elastic webbing

**Arm Suspension:** Elastic webbing

**Cushion style:** Fixed seat; fixed back

**Seat Cushion:** Foam and fibre sheet

**Back Cushion:** Foam and fibre sheet

**Feet Finish:** Plated Brass

**Legs:** Not removable

**Product Origin:** Made in Southern China



VELAIR  
Antique Chestnut







VELAIR  
Antique Chestnut





# VELAIR

## Specifications



### Dimensions (Cm / Inches | Kg / Lbs)



Armchair

L: 119/46.9"  
D: 84/33.1"  
H: 80/31.5"

SL: 54/22"  
SD: 54.5/24"  
SH: 51/17.5"  
AH: 59.5/22.2"

NW: 25.1/55  
GW: 32.6/72  
CBM: 0.89



Footstool

L: 93.5/36.8"  
D: 48.5/19.1"  
H: 46/18.1"

NW: 12.1/27  
GW: 15.7/35  
CBM: 0.25

### Details

**Frame:** Steel

**Seat Suspension:** S spring and elastic webbing

**Back Suspension:** Elastic webbing

**Arm Suspension:** Elastic webbing

**Cushion style:** Fixed seat; fixed back

**Seat Cushion:** Foam and fibre sheet

**Back Cushion:** Feather mix fibre

**Feet Material:** Plastic

**Legs:** All removable

**Product Origin:** Made in Southern China



ATALYA  
RB Killim





# ATALYA

## Specifications



### Details

**Frame:** Birch and plywood

**Seat Suspension:** S spring and elastic webbing

**Cushion Infill:** Feather mix fibre, foam and fibre sheet

**Product Origin:** Made in Southern China

### Dimensions (Cm / Inches | Kg / Lbs)



L: 127/50"  
D: 127/50"  
H: 48/18.9"

NW: 33/72.6  
GW: 41/90.2  
CBM: 0.85

Stool




ALMOND  
Pampas Coffee


# DINING CHAIRS







ALMOND  
Pampas Coffee





# ALMOND

## *Specifications*



### Dimensions (Cm / Inches | Kg / Lbs)



Dining Chair

L: 56/22"  
D: 57.5/22.6"  
H: 82/32.3"

SL: 51.5/20.3"  
SD: 45/17.7"  
SH: 50/19.7"

NW: 9.1/20  
GW: 13.1/29  
CBM: 0.51

### Details

**Frame:** Rubberwood and poplar

**Seat Suspension:** S spring and elastic webbing

**Back Suspension:** Elastic webbing

**Arm Suspension:** Elastic webbing

**Cushion style:** Fixed seat; fixed back

**Seat Cushion:** Foam and fibre sheet

**Back Cushion:** Foam and fibre sheet

**Feet Finish:** Matte Natural

**Product Origin:** Made in Southern China



**BALM SMALL**  
Antique Chestnut





**BALM SMALL**

Antique Cigar | Anitque Green | Anitque Chestnut | Anitque Oxblood





# BALM

## Specifications



### Dimensions (Cm / Inches | Kg / Lbs)



Standard

L: 52/20.5"  
D: 65/25.6"  
H: 88/34.6"

SD: 45.5/17.9"  
SH: 50/19.7"

NW: 10.4/23  
GW: 18/40  
CBM: 0.5



Small

L: 50/19.7"  
D: 61/24"  
H: 87/34.3"

SD: 40/15.7"  
SH: 50/19.7"

NW: 10.2/22  
GW: 16.1/35  
CBM: 0.5

### Details

**Frame:** Birch and plywood

**Seat Suspension:** S spring and elastic webbing

**Back Suspension:** Elastic webbing

**Arm Suspension:** N/A

**Cushion style:** Fixed seat; fixed back

**Seat Cushion:** Foam and fibre sheet

**Back Cushion:** Foam and fibre sheet

**Feet Material:** Ash

**Legs:** All removable

**Product Origin:** Made in Southern China



**BARI**  
Hand Tipped Camel







BARI  
Hand Tipped Camel





# BARI

## Specifications



### Dimensions (Cm / Inches | Kg / Lbs)



Dining Chair

L: 54/21.3"  
D: 59/23.2"  
H: 86/33.9"

SD: 45/17.7"  
SH: 46.5/18.3"

NW: 8.3/18  
GW: 11/24  
CBM: 0.43

### Details

**Frame:** Steel and plywood

**Seat Suspension:** N/A

**Back Suspension:** N/A

**Arm Suspension:** N/A

**Cushion style:** Fixed seat; fixed back

**Seat Cushion:** Foam and fibre

**Back Cushion:** Foam and fibre

**Feet Material:** Plastic

**Legs:** All removable

**Product Origin:** Made in Southern China



**BOLOGNA**  
Hand Tipped Graphite





# BOLOGNA

## *Specifications*



### Dimensions (Cm / Inches | Kg / Lbs)

L: 64/25.2"  
D: 63/24.8"  
H: 84.5/33.3"

SL: 48/18.9"  
SD: 45.5/17.9"  
SH: 48.5/19.1"  
AH: 62/24.4"

NW: 12.6  
GW: 21.7  
CBM: 0.39

Dining Chair

### Details

**Frame:** Steel and plywood

**Seat Suspension:** N/A

**Back Suspension:** N/A

**Arm Suspension:** N/A

**Cushion style:** Fixed seat; fixed back

**Seat Cushion:** Foam and fibre

**Back Cushion:** Foam and fibre

**Feet Material:** Plastic

**Legs:** All removable

**Product Origin:** Made in Southern China



BREDA  
Hand Tipped Camel





# BREDA

## Specifications



### Dimensions (Cm / Inches | Kg / Lbs)



Dining Chair

L: 62/24.4"  
D: 59/23.2"  
H: 86/33.9"

SL: 47/18.5"  
SD: 43.5/17.1"  
SH: 48/18.9"  
AH: 64.5/25.4"

NW: 12.6/28  
GW: 16.2/36  
CBM: 0.38

### Details

**Frame:** Steel and plywood

**Seat Suspension:** N/A

**Back Suspension:** N/A

**Arm Suspension:** N/A

**Cushion style:** Fixed seat; fixed back

**Seat Cushion:** Foam and fibre

**Back Cushion:** Foam and fibre

**Feet Material:** Plastic

**Legs:** All removable

**Product Origin:** Made in Southern China



CAPRI  
Hand Tipped Camel



# CAPRI

## Specifications



### Dimensions (Cm / Inches | Kg / Lbs)



Dining Chair

L: 69/27.2"  
D: 61/24"  
H: 83.5/32.9"

SL: 46/18.1"  
SD: 45/17.7"  
SH: 47.5/18.7"  
AH: 63/24.8"

NW: 12.6/28  
GW: 16.6/37  
CBM: 0.41

### Details

**Frame:** Steel and plywood

**Seat Suspension:** N/A

**Back Suspension:** N/A

**Arm Suspension:** N/A

**Cushion style:** Fixed seat; fixed back

**Seat Cushion:** Foam and fibre

**Back Cushion:** Foam and fibre

**Feet Material:** Plastic

**Legs:** All removable

**Product Origin:** Made in Southern China



COCOON  
Hand Tipped Taupe





COCOON  
Hand Tipped Taupe





# COCOON

## Specifications



Blanket Stitch



Double Stitch

### Dimensions (Cm / Inches | Kg / Lbs)



Dining Chair

L: 49/19.3"  
D: 56.5/22.2"  
H: 80/31.5"

SD: 49/19.3"  
SH: 43/16.9"

NW: 10/22  
GW: 12.7/28  
CBM: 0.51

### Details

**Frame:** Rubberwood and bentwood in eucalyptus

**Seat Suspension:** N/A

**Back Suspension:** N/A

**Arm Suspension:** N/A

**Cushion style:** Fixed seat; fixed back

**Seat Cushion:** Foam and fibre sheet

**Back Cushion:** Foam and fibre sheet

**Feet Finish:** Grey Oak

**Product Origin:** Made in Southern China

FEATHER  
Hand Tipped Camel







Feather  
Hand Tipped Camel



# FEATHER

## Specifications



### Dimensions (Cm / Inches | Kg / Lbs)



Dining Chair

L: 51/20.1"  
D: 59.5/23.4"  
H: 92.5/36.4"

SD: 43/16.9"  
SH: 54/21.3"

NW: 25.8/57  
GW: 36.9/81  
CBM: 0.46

### Details

**Frame:** Rubberwood and Plywood

**Seat Suspension:** Elastic webbing

**Back Suspension:** N/A

**Arm Suspension:** N/A

**Cushion style:** Fixed seat; fixed back

**Seat Cushion:** Feather mix fibre

**Back Cushion:** Feather mix fibre

**Feet Finish:** Weathered Oak

**Product Origin:** Made in Southern China



**MODERNA**  
Hand Tipped Chocolate



# MODERNA

## Specifications



### Dimensions (Cm / Inches | Kg / Lbs)



Dining Chair

L: 65/25.6"  
D: 60/23.6"  
H: 84.5/33.3"

SL: 48/18.9"  
SD: 44/17.3"  
SH: 48.5/19.1"  
AH: 63/24.8"

NW: 12.6/28  
GW: 21.7/48  
CBM: 0.39

### Details

**Frame:** Steel and plywood

**Seat Suspension:** N/A

**Back Suspension:** N/A

**Arm Suspension:** N/A

**Cushion style:** Fixed seat; fixed back

**Seat Cushion:** Foam and fibre

**Back Cushion:** Foam and fibre

**Feet Material:** Plastic

**Legs:** All removable

**Product Origin:** Made in Southern China



PATCHAN  
Mixt Linen Natural







PATCHAN  
Hand Tipped Camel





# PATCHAN

## Configurations and



Weathered Oak



Brown Oak

### Dimensions (Cm / Inches | Kg / Lbs)



Dining Chair

L: 47.5/18.7"  
D: 62.5/24.6"  
H: 86/33.9"

SD: 39/15.4"  
SH: 52/20.5"

NW: 18/8  
GW: 13.9/31  
CBM: 0.44

### Details

**Frame:** Ash

**Seat Suspension:** S spring and elastic webbing

**Back Suspension:** N/A

**Arm Suspension:** N/A

**Cushion style:** Fixed seat; fixed back

**Seat Cushion:** Foam and fibre sheet

**Back Cushion:** Foam and fibre sheet

**Feet Finish:** Weathered Oak | Brown Oak

**Product Origin:** Made in Southern China

PERUGIA  
Hand Tipped Camel





# PERUGIA

## *Specifications*



### Dimensions (Cm / Inches | Kg / Lbs)



Dining Chair

L: 61/24"  
D: 57/22.4"  
H: 86/33.9"

SL: 44/17.3"  
SD: 43/16.9"  
SH: 48.5/19.1"  
AH: 63/24.8"

NW: 12.6/28  
GW: 21.7/48  
CBM: 0.38

### Details

**Frame:** Steel and plywood

**Seat Suspension:** N/A

**Back Suspension:** N/A

**Arm Suspension:** N/A

**Cushion style:** Fixed seat; fixed back

**Seat Cushion:** Foam and fibre

**Back Cushion:** Foam and fibre

**Feet Material:** Plastic

**Legs:** All removable

**Product Origin:** Made in Southern China

**TURIN**  
Hand Tipped Espresso





# TURIN

## Specifications



### Dimensions (Cm / Inches | Kg / Lbs)



Small Dining Chair

L: 49.5/19.5"  
D: 57/22.4"  
H: 85/33.5"

SD: 41/16.1"  
SH: 47.5/18.7"

NW: 8/18  
GW: 10.7/24  
CBM: 0.38

### Details

**Frame:** Steel and plywood

**Seat Suspension:** N/A

**Back Suspension:** N/A

**Arm Suspension:** N/A

**Cushion style:** Fixed seat; fixed back

**Seat Cushion:** Foam and fibre

**Back Cushion:** Foam and fibre

**Feet Material:** Plastic

**Legs:** All removable

**Product Origin:** Made in Southern China


VERONA SHEARLING  
Shearling Beige






# VERONA SHEARLING

## Specifications



Smoke



Beige

### Dimensions (Cm / Inches | Kg / Lbs)



Dining Chair

L: 65.5/25.8"  
D: 69.5/27.4"  
H: 78/30.7"

SL: 49/19.3"  
SD: 51/17.3"  
SH: 48/19.7"  
AH: 63.5/25"

NW: 18.7/41  
GW: 22.3/48  
CBM: 0.36

### Details

**Frame:** Birch and plywood

**Seat Suspension:** S spring and elastic webbing

**Back Suspension:** Elastic webbing

**Arm Suspension:** N/A

**Cushion style:** Fixed seat; fixed back

**Seat Cushion:** Foam and fibre

**Back Cushion:** Foam and fibre

**Feet Material:** Plastic

**Legs:** All removable

**Product Origin:** Made in Southern China

# BED FRAMES

BRANCA  
Performance Thin Chenille Yarn Dyed Natural








**BRANCA**  
Performance Thin Chenille Yarn Dyed Natural

# BRANCA

## Specifications



### Dimensions (Cm / Inches | Kg / Lbs)



UK SK	US K	US Q	UAE SK
L: 255/100.4" D: 256/100.8" H: 98/38.6"	L: 265/104.3" D: 261/102.8" H: 98/38.6"	L: 224/88.2" D: 261/102.8" H: 98/38.6"	L: 252/99.2" D: 258/101.6" H: 98/38.6"
NW: 118/260 GW: 155.5/342 CBM: 2.11	NW: 131.1/288 GW: 170.1/373 CBM: 2.31	NW: 102.9/226 GW: 135.5/298 CBM: 1.84	NW: 116.7/257 GW: 153.8/338 CBM: 2.08

### Details

- Frame:** Birch and plywood
- Seat Suspension:** N/A
- Back Suspension:** EN/A
- Arm Suspension:** N/A
- Cushion style:** N/A
- Seat Cushion:** Foam and fibre sheet
- Back Cushion:** Foam and fibre sheet
- Feet Material:** Plastic
- KD:** Yes
- Product Origin:** Made in Southern China



**PROUST**  
Pacific Basket Weave Cream







PROUST  
Pacific Basket Weave Cream



# PROUST

## Specifications



### Dimensions (Cm / Inches | Kg / Lbs)



UK SK	US K	US Q	UAE SK
L: 237/93.3" D: 235.5/92.7" H: 96/37.8"	L: 247/97.2" D: 240.5/94.7" H: 96/37.8"	L: 206/81.1" D: 240.5/94.7" H: 96/37.8"	L: 234/92.1" D: 237.5/93.5" H: 96/37.8"
NW: 95.1/209 GW: 125.3/276 CBM: 1.47	NW: 74.5/164 GW: 108.7/239 CBM: 1.52	NW: 85/187 GW: 111.6/246 CBM: 1.3	NW: 94/272 GW: 123.7/207 CBM: 1.46

### Details

- Frame:** Steel, pine and plywood
- Seat Suspension:** N/A
- Back Suspension:** EN/A
- Arm Suspension:** N/A
- Cushion style:** N/A
- Seat Cushion:** Foam and fibre sheet
- Back Cushion:** Foam and fibre sheet
- Feet Material:** Plastic
- KD:** Yes
- Product Origin:** Made in Southern China


CORDOBA  
Terrazo & Matte Natural Ash

# COFFEE TABLES





CORDOBA  
Terrazo & Matte Natural Ash



# CORDOBA

## Specifications



### Dimensions (Cm / Inches | Kg / Lbs)




L: 150/59.1"  
D: 50/19.7"  
H: 43/16.9"

NW: 58/128  
GW: 80/176  
CBM: 0.36

Coffee Table

### Top Finish Available:



Terrazzo



Travertine Turkish  
Beige Honed



Marble Orio Grey  
Satin



Marble Black Satin



Marble White Satin

### Leg Finish Available:



Matte Natural Ash



Dark Brown Ash

### Details

**Wood Type:** Ash

**Assembly:** Yes


**Product Origin:** Made in Southern China





GIRONA  
Marble White Satin & Matte Natural Ash





**GIRONA**  
Marble White Satin & Matte Natural Ash



# GIRONA

## Specifications



### Dimensions (Cm / Inches | Kg / Lbs)




Coffee Table

L: 150/59.1"  
D: 50/19.7"  
H: 39/15.4"

NW: 66/145  
GW: 84/185  
CBM: 0.31

#### Top Finish Available:



Terrazzo



Travertine Turkish  
Beige Honed



Marble Orio Grey  
Satin



Marble Black Satin



Marble White Satin

#### Leg Finish Available:



Matte Natural Ash



Dark Brown Ash

### Details

**Wood Type:** Ash

**Assembly:** Yes

**Product Origin:** Made in Southern China




MALLORCA

Travertine Turkish Beige Honed & Matte Natural Ash







MALLORCA  
Travertine Turkish Beige Honed & Matte Natural Ash



# MALLORCA

## *Specifications*



### Dimensions (Cm / Inches | Kg / Lbs)

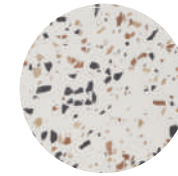


Coffee Table

L: 120/47.2"  
D: 50/19.7"  
H: 40/15.7"

NW: 39/86  
GW: 58/128  
CBM: 0.28

### Top Finish Available:



Terrazzo



Travertine Turkish  
Beige Honed



Marble Orio Grey  
Satin



Marble Black Satin



Marble White Satin

### Leg Finish Available:



Matte Natural Ash



Dark Brown Ash

### Details

**Wood Type:** Ash

**Assembly:** Yes

**Product Origin:** Made in Southern China



RONDA

Travertine Turkish Beige Honed & Matte Natural Ash







**RONDA**  
Travertine Turkish Beige Honed & Matte Natural Ash





# RONDA

## Specifications



### Dimensions (Cm / Inches | Kg / Lbs)

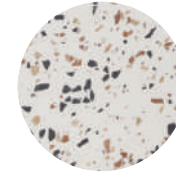


Coffee Table

L: 150/59.1"  
D: 50/19.7"  
H: 40/15.7"

NW: 45/99  
GW: 66/145  
CBM: 0.32

### Top Finish Available:



Terrazzo

Travertine Turkish  
Beige HonedMarble Orio Grey  
Satin

Marble Black Satin



Marble White Satin

### Leg Finish Available:



Matte Natural Ash



Dark Brown Ash

### Details

**Wood Type:** Ash

**Assembly:** Yes

**Product Origin:** Made in Southern China



**SEVILLE**

Marble Orio Grey Satin & Matte Natural Ash





# SEVILLE

## Specifications



### Dimensions (Cm / Inches | Kg / Lbs)



Dia: 90/35.4"  
H: 42/18.9"

NW: 44/97  
GW: 66/145  
CBM: 0.37

LARGE

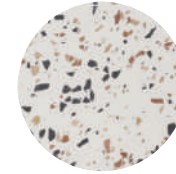


Dia: 70/27.6"  
H: 48/18.9"

NW: 36/79  
GW: 56/123  
CBM: 0.26

LARGE

### Top Finish Available:



Terrazzo



Travertine Turkish  
Beige Honed



Marble Orio Grey  
Satin



Marble Black Satin



Marble White Satin

### Leg Finish Available:



Matte Natural Ash



Dark Brown Ash

### Details

**Wood Type:** Ash

**Assembly:** Yes


**Product Origin:** Made in Southern China





TOLEDO  
Marble White Satin & Matte Natural Ash





TOLEDO  
Marble White Satin & Matte Natural Ash



# TOLEDO

## Specifications



### Dimensions (Cm / Inches | Kg / Lbs)

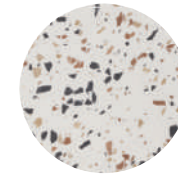


Coffee Table

L: 140/55.1"  
D: 50/19.7"  
H: 39/15.4"

NW: 40/88  
GW: 61/134  
CBM: 0.29

### Top Finish Available:



Terrazzo



Travertine Turkish  
Beige Honed



Marble Orio Grey  
Satin



Marble Black Satin



Marble White Satin

### Leg Finish Available:



Matte Natural Ash



Dark Brown Ash

### Details

**Wood Type:** Ash

**Assembly:** Yes

**Product Origin:** Made in Southern China



# SENA

## Specifications



Top Finish Available:



Marble Black Honed



Marble White Honed

Leg Finish Available:



Matte Natural Ash



Dark Brown Ash

### Dimensions (Cm / Inches | Kg / Lbs)



Dining Table

#### Large

L: 240/94.5"  
D: 100/39.4"  
H: 76/29.9"

NW: 177/345  
GW: 212/464  
CBM: 0.78

#### Small

L: 186/73.2"  
D: 100/39.4"  
H: 76/29.9"

NW: 141.5/312  
GW: 190.5/420  
CBM: 0.65

### Details

**Wood Type:** Ash

**Assembly:** Yes

**Product Origin:** Made in Southern China



ZENITH  
Chrome



# LIGHTING



# ZENITH


## Specifications



Finish Available:



Chrome



Iridescent




Wavygold

### Details

**Bulb Type:** LED 120V, 5W, 2200K  
**Product Origin:** Made in Southern China

### Dimensions (Cm / Inches | Kg / Lbs)



Sconce

Dia: 70/27.6"  
H: 18.8/6.2"  
NW: 5/11  
GW: 10.4/23  
CBM: 0.18

FOB \$	179
--------	-----



WALL PANEL  
CONCAVE CIRCLEI

# WALL PANELS



# WALL PANEL

## Specifications



### Dimensions (Cm / Inches | Kg / Lbs)



Wall Panel

L: 150/59.1"  
D: 150/59.1"  
H: 6/2.4"

NW: 12.5/28  
GW: 15/33  
CBM: 0.46

### Pattern Available:



Concave Circle



Concave Cross



Convex Circle



Convex Cross



Concave Dome



Convex Dome

### Details

- Wood Type:** Local hardwood and plywood
- Finish Available:** S spring and elastic webbing
- Assembly:** Yes
- Product Origin:** Made in Southern China



Halo develops unique approaches to weaving, dyeing, washing, and printing, working closely with different mills to develop a wide range of fabrics. We are proud to introduce you our new fabric collection in a mixture of linens, velvets and boucle fabrics.

## **NEW FABRICS**

# PAMPAS

Indulge in the luxurious feel of this dramatic boucle fabric. Featuring a textured weave with 29% wool, it offers a plush texture and wool-like warmth.


**Composition:**  
60% Polyester, 11% Linen, 29% Wool

**Weight:**  
767gsm

**Martindale:**  
>30,000cycles



Coffee



Forest Green



Stone



# SALENTO

This fabric features contrasting micro-boucle yarns, creating a captivating texture with depth. Its exceptional durability and inviting feel offer lasting style and comfort.

**Composition:**


83% Polyester, 10% Wool, 5% Linen, 2% Viscose

**Weight:**

740gsm

**Martindale:**

>50,000cycles



Cream



Stone



Grey & Coffee



Halo's range of leathers includes rustic vintage finishes, more modern finishes, timeless luxurious full grain options, and Halo continues to lead leather innovate with new finishes introduced every year.

## **NEW LEATHERS**



# ANTIQUÉ

A full aniline collection that gives a vintage look and a soft natural feeling. Buffed with a wax pull up, it is designed to age with use.

**Thickness:**  
1.0-1.2mm

**Aniline type:**  
Full Aniline

**Dye Level:**  
Dyed all the way through

**Secondary Finish:**  
No



Chestnut



Cigar



Oxblood



Green

# TORO


Inspiration was to create a leather that had a pronounced luscious pebbled grain with translucent natural finish, with a vintage element. Two new colours are now added to the collection.

**Thickness:**  
1.4-1.6mm

**Aniline type:**  
Full Aniline

**Dye Level:**  
Dyed all the way through

**Secondary Finish:**  
No



Graphite



Nut



## Sectional Sofas



CELINE



LAGOS



POLY



REEF MK2



SOLCO



TIRAMISU MK2



VISA MOTION



RIDLEY MOTION



DILLON MOTION



SLOUCHY MOTION

## Sofas



AGATHA



BENDUM



DAMIAN



GUSTA



LADY MAY MK2



SASHA



SIERRA



WOODNEST



LA JOLA LEATHER

## Armchairs



BALGA



BRUSSELS



DECIMA



MATCHA LEATHER



SILAS



SKYLAR



SUNRISE



VELAIR

## Stool



ANTALYA



## Dining Chairs



ALMOND



BALM SM



BARI



BOLOGNA



BRERA



CAPRI



COCOON



FEATHER



MODERNA



PATCHAN



PERUGIA



TURIN



VERONA SHEARLING

## Bed Frames



BRANCA



PROUST

## Coffee Tables



CORDOBA



GIRONA



MALLORCA



RONDA



SEVILLE



TOLEDO

## Dining Tables



Sena



## Lighting



ZENITH

## Wall Panels



CONCAVE DOME



CONVEX DOME



CONCAVE CIRCLE



CONVEX CIRCLE



CONCAVE CROSS



CONVEX CROSS

# Material Pricing Tiers

## Leather Tier 1



**Hand Tipped** Camel



**Hand Tipped** Chocolate



**Hand Tipped** Graphite




**Hand Tipped** Indigo




**Hand Tipped** Pewter



**Hand Tipped** Taupe




**Hand Tipped** Black



**Hand Tipped** Espresso



**Toro** Caramel



**Toro** Molasses



**Toro** Nut



**Toro** Graphite



**Winston** Camel




**Classic** Cognac



## Leather Tier 2



**Antique Black**



**Antique Tobacco**



**Antique Whisky**



**Antique Cigar**




**Antique Chestnut**




**Antique Green**




**Antique Oxblood**




**Biker Dark Brown**




**Biker Tan**



**Ponderosa Nutmeg**



**Riders Mocha**



**Riders Nut**



**Natural Washed Camel**



**Natural Washed Chocolate**



**Natural Washed Ebony**




**Natural Washed Mushroom**



**Natural Washed Sand**



**Natural Washed Graphite**



**Natural Washed Pewter**

## Leather Tier 3




**Deep Sheen** Chocolate




**Deep Sheen** Mocha



**Deep Sheen** Graphite



**Deep Sheen** Tan



**Deep Sheen** Taupe

## Others



**Saddletrap** Cinnamon



**Saddletrap** Maple



# Material Pricing Tiers

## Fabric Tier 1 - Linens



Acrylic Wool-Blend Linen Charcoal



Acrylic Wool-Blend Linen Cocoa



Acrylic Wool-Blend Linen Flax



Acrylic Wool-Blend Linen White



Forest Basket Weave Cream



Forest Basket Weave Flax



Pacific Basket Weave Caramel



Pacific Basket Weave Cream



Mixt Linen Cobalt



Mixt Linen Grey



Mixt Linen Natural



Mixt Linen Ocean



Mixt Linen Pink



Mixt Linen Slate



Mixt Linen White



Native Linen Natural



Native Linen White



Performance  
Native Linen Natural



Performance  
Native Linen White



Performance  
Dobby Hemp Blend Linen Coffee



Performance  
Dobby Hemp Blend Linen Natural



Performance  
Dobby Hemp Blend Linen Ochre



Performance  
Thin Chenille Yarn Dyed Natural

# Material Pricing Tiers

## Fabric Tier 1 - Velvets & Boucle



**Dusky Velvet Amber**



**Dusky Velvet Aquamarine**



**Dusky Velvet Dark Blue**



**Dusky Velvet Dark Grey**



**Dusky Velvet Emerald**



**Dusky Velvet Grey**



**Dusky Velvet Ivory**



**Dusky Velvet Khaki**



**Dusky Velvet Light Blue**



**Dusky Velvet Lilac**



**Dusky Velvet Maroon**



**Dusky Velvet Pink**



**Dusky Velvet Red**



**Dusky Velvet Teal**



**Dusky Velvet Yellow**



**Rustic Velvet Almond**



**Rustic Velvet Amber**



**Rustic Velvet Clay**



**Rustic Velvet Cream**



**Rustic Velvet Dark Blue**



**Rustic Velvet Emerald**



**Rustic Velvet Grey**



**Rustic Velvet Ivory**



**Rustic Velvet Light Blue**



# Material Pricing Tiers

## Fabric Tier 1 - Velvets & Boucle



**Rustic Velvet Red**




**Himalaya White**



**Himalaya Black**



**Himalaya Sand**



**Jacquard Boucle Ash Grey**



**Jacquard Boucle Cream**



**Jacquard Boucle Coffee**




**Jacquard Boucle Grey**



**Salento Cream**



**Salento Stone**



**Salento Grey & Coffee**

# Material Pricing Tiers

## Fabric Tier 2 - Velvets & Boucle



Cloud Boucle Cream



Cloud Boucle Gold



Cloud Boucle Snow



Cotton Velvet Ash



Cotton Velvet Beige



Cotton Velvet Burgundy



Cotton Velvet Caramel




Cotton Velvet Charcoal




Cotton Velvet Chocolate



Cotton Velvet Navy



Cotton Velvet Ochre



Cotton Velvet Olive



Cotton Velvet Plum



Cotton Velvet Pumpkin



Cotton Velvet Raven



Cotton Velvet Mustard



# Material Pricing Tiers

## Fabric Tier 2 - Linens



**Stratus Linen** Beige



**Stratus Linen** Blue



**Stratus Linen** Cream



**Stratus Linen** Flax



**Stratus Linen** Graphite



**Stratus Linen** Grey



**Stratus Linen** Mist



**Stratus Linen** Natural



**Stratus Linen** snow



**Bamboo Linen** Brown




**Bamboo Linen** Grey



**Performance Solved Acrylic Linen** Beige



**Performance Solved Acrylic Linen** Bronze



**Performance Solved Acrylic Linen** Coffee



**Performance Solved Acrylic Linen** Indigo



**Performance Solved Acrylic Linen** White




**Performance Solved Acrylic Linen** Grey



**Performance Mixt Linen** Natural



**Performance Mixt Linen** White



**Performance Acrylic-Wool Blend** Cocoa



**Performance Acrylic-Wool Blend** Charcoal



**Performance Stratus Linen** Flax




**Performance Stratus Linen** Natural



**Performance Bamboo Linen** Natural

# Material Pricing Tiers

## Fabric Tier 2 - Linens



**Performance**  
Bamboo Linen Grey



**Performance**  
Bamboo Linen Brown


## Fabric Tier 3




**Breeze Linen** Grey



**Breeze Linen** Natural



**Breeze Linen** Snow



**Weighty Pure** Cream




**Weighty Pure** Flax



**Weighty Pure** Natural




**Weighty Pure** Ocean



**Weighty Pure** Snow



**Performance**  
Weighty Pure Snow



**Performance**  
Weighty Pure Natural



**Pampas** Forest Green



**Pampas** Coffee



**Pampas** Stone